



JAMES



FIND MORE RESOURCES AT [GRACE-BIBLE.ORG](https://grace-bible.org)

Copyright © 2023 Grace Bible Church  
College Station, TX

Written by the staff of Grace Bible Church, 2003

Revised by the staff of Grace Bible Church, 2023

Graphic Design by Bailee Maresh

This document may be reproduced and distributed freely, but you may not charge a fee greater than your manufacturing costs. No section of this document may be modified without written consent of Grace Bible Church, College Station, TX.

Scripture taken from the NEW AMERICAN STANDARD BIBLE®  
Copyright © 1960, 1962, 1963, 1968, 1971, 1972, 1973, 1975, 1977, 1995,  
2020 by The Lockman Foundation. Used with permission.



JAMES

# CONTENTS

**6 WELCOME**

What is the Gospel?  
Memorize and Meditate

**10 SURVEY**

**14 LESSON 1**

James 1:1-11

**24 LESSON 2**

James 1:12-18

**34 LESSON 3**

James 1:19-27

**44 LESSON 4**


James 2:1-13

**54 LESSON 5**

James 2:14-26

**64 LESSON 6**

James 3:1-18



**74 LESSON 7**

James 4:1-17

**84 LESSON 8**

James 5:1-12

**94 LESSON 9**

James 5:13-20

**104 SYNTHESIS**

Put it back together

**108 APPENDIX**

Leader Helps

Bible Study Tools

Additional Study Resources

New Testament Chronology

Engage Tools

# WELCOME

The book of James is practical and challenging at the same time. It is full of imagery, contrasts and numerous references to the teachings of Jesus. In this nine lesson study, we will see how James exhorts us, his readers, toward a life of spiritual maturity in multiple areas including our response to trials, our speech, how we treat others, finances and planning.

This study will guide you to:

**CONNECT** in authentic community as you and your group share the joys and struggles of life and pray together for big things.

**GROW** in biblical truth by searching the scripture and actively applying this truth to your life.

**ENGAGE** in helping people find and follow Jesus by practicing simple disciple-making tools that tune your heart to those who are far from God.

## PERSONAL STUDY + PRAYER

God's word, the Bible, is a unique and wonderful book. It is one of His greatest gifts to us. By reading it regularly, meditating on it, and studying it with others, we begin to hear God's voice and to know Him more deeply. As we put biblical truth into practice, cooperating with the Holy Spirit, our relationship with God grows. We become more like Jesus, transforming into mature sons and daughters of God.

“But prove yourselves doers of the word, and not merely hearers who delude themselves. For if anyone is a hearer of the word and not a doer, he is like a man who looks at his natural face in a mirror; for once he has looked at himself and gone away, he has immediately forgotten what kind of person he was. But one who looks intently at the perfect law, the law of liberty, and abides by it, not having become a forgetful hearer but an effectual doer, this man will be blessed in what he does.” **James 1:22-25**

Each lesson begins with personal study sections designed for you to walk through the selected passage verse by verse. The Survey provides the big picture and background information for the book of James. Lessons 1-9 focus on studying each section in detail. The Synthesis is a place to record an overall summary of what you learned in the study.

In this study, you will practice a basic Bible study method that answers three questions:

**Look it Over** (Observation): What do I see?

**Think it Through** (Interpretation): What does it mean?

**Make it Real** (Application): How does it work?

An overview of this method is summarized in the Bible Study Tools section in the Appendix beginning on page 114.

**Prayer Reminders:** We need God Himself to illuminate His word to us. As we prayerfully approach the study of His word, God shows up! Pray before, during, and at the end of each lesson for eyes to see and ears to hear the things the Holy Spirit has planned to reveal to you.

## GROUP DISCUSSION

At the end of every lesson, there is a Group Discussion Guide that provides a balanced plan for the time you spend together as a group - connecting, growing and engaging. Use this guide to plan your group time.

## APPENDIX

**Leader Helps:** This section contains a few helpful ideas for anyone leading others through this study. See pages 112-113.

**Bible Study Tools:** Each lesson contains descriptions of tools that will help you to observe, interpret, and apply scripture. These are summarized on pages 114-119.

**New Testament Chronology:** A list of the approximate dates of major events in the New Testament can be found on pages 120-121.

**Engage Tools:** We are called to partner with God in helping people find and follow Jesus. Some of the basic tools for becoming a disciple maker will be introduced in the lessons and can be found on pages 122-130.

**Additional Study Resources:** This section contains a list of recommended books and online tools on page 131.

# WHAT IS THE GOSPEL?

The Gospel is the good news of how we can be reconciled to God through Jesus.

## GOD'S DESIGN

Out of God's great love, He created a world that was good. He made people to enjoy a deeply connected relationship with Him and to represent Him through our lives. (Genesis 1:26-28, 31) As a loving Father, He communicated boundaries to protect us and to allow us to fully enjoy our relationships with Him and with other people (Genesis 2:15-17).

## BROKENNESS

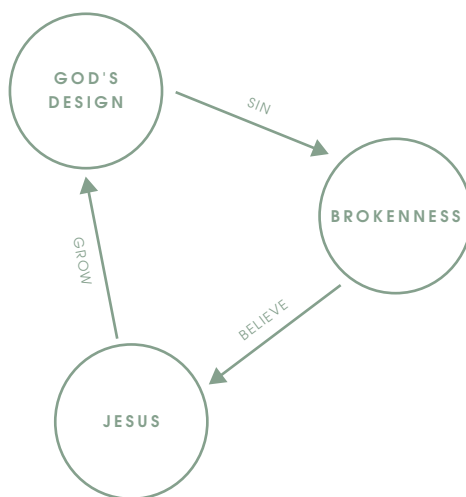
Yet, when we look around our world, brokenness and evil are evident everywhere - war, famine, disease, corruption. If we are honest, we also see brokenness and evil inside ourselves - deceit, hatred, greed, lust.

This is because we have rejected God's design and chosen to follow our own way.

Our rejection of God and His ways is what the Bible calls sin. (Romans 3:23)

Our sin results in separation from God which the Bible calls death. (Romans 6:23a)

Unless our sin is forgiven, we will remain separated from God forever.



## JESUS

God does not want to leave us in our sin and brokenness!

God graciously provided a way to forgive our sin and to freely give us eternal life - a life connected to God both now and forever. (Romans 6:23b; John 17:3)

God's only Son Jesus died in our place. He took upon Himself the penalty that we deserve because of our sin. Then, Jesus rose from the dead, and forever defeated the power of sin and death. (Romans 5:8; 1 Corinthians 15:3-5)

## BELIEVE

We respond to Jesus by believing in Him for the forgiveness of our sin.

To believe in Jesus means that you no longer try to earn God's approval through what you do, nor do you deny that you need forgiveness and rescue. Instead, you accept God's free gift of eternal life. Belief or faith is simply being convinced or persuaded that something or someone is trustworthy. (John 1:12; Ephesians 2:8-9)

Everyone who believes in Jesus is forgiven of their sin and receives eternal life. We can now know God personally and experience the life we were designed to live. (John 3:16-17)

**Which circle or arrow best represents your life right now?**

**Have you put your trust (believed) in Jesus alone to be reconciled to God?**



# MEMORIZE AND MEDITATE

Begin to memorize and meditate on these important verses.

Consider it all joy, my brothers and sisters, when you encounter various trials, knowing that the testing of your faith produces endurance. **James 1:2-3**

No temptation has overtaken you except something common to mankind; and God is faithful, so He will not allow you to be tempted beyond what you are able, but with the temptation will provide the way of escape also, so that you will be able to endure it. **1 Corinthians 10:13**

But one who has looked intently at the perfect law, the law of freedom, and has continued in it, not having become a forgetful hearer but an active doer, this person will be blessed in what he does. **James 1:25**

For whoever keeps the whole Law, yet stumbles in one point, has become guilty of all. **James 2:10**

You see that faith was working with his works, and as a result of the works, faith was perfected. **James 2:22**

But no one among mankind can tame the tongue; it is a restless evil, full of deadly poison. With it we bless our Lord and Father, and with it we curse people, who have been made in the likeness of God; from the same mouth come both blessing and cursing. My brothers and sisters, these things should not be this way. **James 3:8-10**

But He gives a greater grace. Therefore it says, "God is opposed to the proud, but gives grace to the humble." Submit therefore to God. But resist the devil, and he will flee from you. **James 4:6-7**

Therefore be patient, brothers and sisters, until the coming of the Lord. The farmer waits for the precious produce of the soil, being patient about it, until it gets the early and late rains. **James 5:7**

My brothers and sisters, if anyone among you strays from the truth and someone turns him back, let him know that the one who has turned a sinner from the error of his way will save his soul from death and cover a multitude of sins. **James 5:19-20**

# SURVEY



## SURVEY THE BOOK OF JAMES

Surveying a book like James allows you to grasp the big picture and the overall storyline of the book before getting caught up in the details. This survey provides a helpful road map to guide your study during the coming weeks.

**Begin this crucial first step by taking the next 30 minutes to read straight through James without stopping.** Then, answer the questions below before moving on.

1. What are the major themes or big ideas in this book? (Hint: Look for repeated words and ideas.)

2. Now that you have read through the entire book, what are James' purposes in writing it? Be as specific as you can.

3. What do you notice about the style, language, and structure of this book? What other books in the Bible does James remind you of? Why?

## BACKGROUND

Once you have completed the introductory questions on the previous page, read this background article on the book of James (portions compiled from *The Bible Knowledge Commentary*, *The New Bible Commentary*, and "Notes on James" by Thomas Constable).

Few books of the Bible have been more maligned than the little book of James. Martin Luther called it a "right strawy epistle." But on closer inspection, it proves to be a "right stirring epistle," designed to exhort and encourage, to challenge and convict, to rebuke and revive, to describe practical holiness, and to drive believers toward the goal of a faith that works. James is severely ethical and refreshingly practical.

## AUTHORSHIP

The author identifies himself as "James," a name used by at least four men mentioned in the NT: (1) the son of Zebedee and brother of John (Mark 1:19), (2) the son of Alphaeus (Mark 3:18), (3) the father of Judas (not Iscariot; Luke 6:16), and (4) the half brother of the Lord (Galatians 1:19). Upon studying the evidence, the final option seems most reasonable. The author is James, the half brother of the Lord, who became the recognized leader in the Jerusalem church. This conclusion is supported by the authoritative tone of the letter and by the marked similarities in Greek between this epistle and the speech by James recorded in Acts 15. Though James was reared in the same home with the Lord Jesus, he apparently did not become a believer until after Christ's resurrection (John 7:5; 1 Corinthians 15:7). Paul later listed James, Peter, and John as "those reputed to be pillars" of the church (Galatians 2:9). Flavius Josephus, first-century historian, records that James was martyred in A.D. 62, so the epistle must have been written prior to that date. Since no mention is made of the Jerusalem Council (A.D. 49) in which James took so active a role, it is likely that the letter was written between A.D. 45 and 48, making James perhaps the earliest of the writings of the New Testament.

## RECIPIENTS

The greeting "to the 12 tribes scattered among the nations" (James 1:1) tells us that this letter was written to Jewish Christians of the Diaspora, who had been scattered from Palestine and had come to faith in Christ (1:1). Several Jewish references in the book support the claim that a Jew wrote it to other Jews (e.g., 1:18; 2:2, 21; 3:6; 5:4, 7). In fact, the letter as a whole possesses a marked Jewish flavor. The book has the substance and authority of the Prophets and the style and beauty of the Psalms and Proverbs. Considered one of the General Epistles, James, like the epistles of Peter, John, and Jude, is a letter addressed not to individual churches or persons but to a larger sphere of believers.

## STYLE

The Book of James is as much a lecture as it is a letter. Though it opens with the customary salutation of an epistle, it lacks personal references common in a letter and it has no concluding benediction. It was obviously prepared for public reading as a sermon to the congregations addressed. James included 54 commands in his 108 verses—an average of one call for action in every other verse!

The Book of James probably has more figures of speech, analogies, and imagery from nature than all Paul's epistles together. Exhortations, rhetorical questions, and illustrations from everyday life give spice to this little book.

In addition to his unique and innovative style, James furnishes an unusual number of references or parallels to other writings. He makes reference to Abraham, Rahab, Job, Elijah, to the Law and the Ten Commandments, and includes allusions to passages in 21 Old Testament books: Genesis through Deuteronomy, Joshua, 1 Kings, six Psalms, Proverbs, Ecclesiastes, Isaiah, Jeremiah, Ezekiel, Daniel, and seven of the twelve Minor Prophets.

## **SERMON ON THE MOUNT**

Amazing parallelisms exist between James' letter and the Sermon on the Mount in Matthew 5-7. James did not actually quote the Lord's words, but he obviously had internalized His teachings. No other letter of the New Testament has as many references to the teaching of Jesus per page as does James. We have listed a "Mountain Moment" in each lesson to give examples of how James reflected Jesus' teaching at the Sermon on the Mount.

## **PURPOSE**

The purpose of this powerful letter is to exhort early believers to spiritual maturity and holiness of life. James told his readers how to achieve spiritual maturity through perseverance in trial, compassionate service to those in need, careful speech with one another, and contrite submission to the Lord. He dealt with every area of a Christian's life: what he is, what he does, what he says, what he feels, and what he has.

With his somewhat stern teaching on practical holiness, James showed how Christian faith and Christian love should be expressed in a variety of actual situations. The seemingly unrelated parts of the book can be harmonized in light of this unified theme.

# LESSON 1



JAMES 1:1-11

Consider it all joy, my  
brothers and sisters,  
when you encounter  
various trials, knowing  
that the testing of  
your faith produces  
endurance.

J A M E S 1 : 2 - 3

Meditate on and begin to memorize this verse.  
Pray for God to teach you more about Himself through His word.

# LOOK IT OVER

## OBSERVATION

Every time we study the Bible, the first thing to ask is “What do I see?” This is the crucial skill of observation, which lays the groundwork for the rest of your study. Simply read the passage and write one or two observations for each verse. Your observations might identify people, places, and events, point out repeated words or key terms, or record important connections between words and sentences. The first few observations have been done for you as an example.

Record your observations in the margin as you read the passage.

### JAMES 1:1-11

*James served God and the Lord Jesus*  
James, a bond-servant of God and of the Lord Jesus Christ,

*The audience was the 12 tribes*  
To the twelve tribes who are dispersed abroad: Greetings.

2 Consider it all joy, my brothers and sisters, when you encounter various trials, 3 knowing that the testing of your faith produces endurance. 4 And let endurance have its perfect result, so that you may be perfect and complete, lacking in nothing.

5 But if any of you lacks wisdom, let him ask of God, who gives to all generously and without reproach, and it will be given to him. 6 But he must ask in faith without any doubting, for the one who doubts is like the surf of the sea, driven and tossed by the wind. 7 For that person ought not to expect that he will receive



anything from the Lord, 8 being a double-minded man, unstable in all his ways.

9 Now the brother or sister of humble circumstances is to glory in his high

position; 10 but the rich person is to glory in his humiliation, because like

flowering grass he will pass away. 11 For the sun rises with its scorching heat

and withers the grass; and its flower falls off and the beauty of its appearance is

destroyed; so also the rich person, in the midst of his pursuits, will die out.

### OBSERVATION SKILL: LIST PRIMARY THEMES

A primary theme is the big idea, the central truth, or a command that the passage focuses on, such as “trials” in 1:1-11. After reading the passage, write your themes as single words or short phrases. Identifying these themes at the beginning of your study will help you develop a good overall grasp of the passage.

1. List any themes or big ideas you see in this passage.

2. The book of James is filled with vivid figurative language, especially metaphors that compare spiritual realities to earthly events and objects. What figurative language do you notice in this passage?

# THINK IT THROUGH

## INTERPRETATION

### INTERPRETATION SKILL: USE THE CONTEXT

This interpretive skill greatly improves our understanding of what a passage meant to its original readers. Look for important clues in the sentences and paragraphs that come before and after the verse in question. Try to follow the flow of thought through the whole chapter. This may take you to the previous passages or cause you to read ahead in the book for clues.

1. In verses 2-4, what is the mindset that James instructs his readers to adopt in response to trials? What does James indicate will be the result of this response?

2. What does James mean by “perfect and complete” in verse 4? (perfect = *teleios* in Greek) See 1 Corinthians 14:20, Ephesians 4:13 (translated “mature”).

3. What is the connection between “wisdom” in verse 5 and enduring trials? Why do we need wisdom and how do we get it?

4. What does it mean to ask for wisdom “in faith” in verses 6-8? What does James mean by “doubt” in these verses?

5. Why does James introduce the topic of poverty and wealth in verses 9-11? What perspective does he offer regarding enduring the trial of poverty? See Psalm 37:1-11.

## **MOUNTAIN MOMENT**

MATTHEW 6:25-34

Read these verses and think about how Jesus’ words add to your understanding of this passage in James. Record your thoughts here.

# MAKE IT REAL

## APPLICATION

Our Bible study is only complete once we apply what we've learned. Begin by answering a few reflection questions designed to demonstrate how each passage relates to our own lives. Next, step back and look at the passage as a whole and list potential principles. A principle is simply a fact or command stated or implied in a particular passage that is practically relevant to our lives. A principle is not specific to a particular person or time. Finally, decide on specific action steps that you will begin to take right away to apply the principle in your daily life and consider how the principle impacts the relationships in your life.

### 3 STEPS TO APPLY → REFLECT, LIST PRINCIPLES, MAKE A PLAN

1. Why is it difficult to respond to trials with joy? How could your response to trials and testing begin to reflect the truths you are learning in James?

2. What are the daily and weekly spiritual practices that anchor your faith and prepare you to encounter trials?

3. Prayerfully determine the main biblical truth or principle that God revealed to you during your study. A few questions to ask are: Is there a promise for me to claim? Is there a truth for me to believe? Is there a command for me to obey?

4. What specifically will you do this week to begin applying this principle in your daily life? Determine how this truth or principle impacts the relationships in your life where you live, work, and play.

## ENGAGE TOOL

### EVERY NEIGHBOR MAP

Jesus noticed and cared for the people around Him. He taught His disciples to do the same. As His followers, we are also called to love our neighbors, the people with whom we live, learn, work and play.

Turn to page 123 and prayerfully fill in your Every Neighbor Map. Be ready to share it with your group next week.

For more insight, watch the Every Neighbor Map video at [grace-bible.org/disciplemaker](http://grace-bible.org/disciplemaker).

Create a personal goal, expressing how you will actively apply biblical truth in your life.

.....

.....

.....

.....

.....

.....

.....

.....

.....

.....

# GROUP DISCUSSION

## CONNECT

### CARE/SHARE (choose from these)

1. Spend a few minutes catching up with each other. Share something you are celebrating or something that disappointed you during the last week.
2. Ask 1-2 people to take 5 minutes and share how they found Jesus and began to follow Him.

### WHY ARE WE HERE?

Spend a few minutes discussing your group's purpose. Of all the things we could be doing, why are we here? Why is this time important to be present for and to prioritize?

Pray for your time together.

## GROW

### DISCUSS OBSERVATION (choose from these)

1. How do we observe scripture? What are we looking for and what questions are we asking?
2. Read James 1:1-11. Share some of your observations.
3. What are some of the primary themes and figurative language you noticed?

### DISCUSS INTERPRETATION

Discuss 2-3 questions.

## ENGAGE

### DISCUSS APPLICATION (choose from these)

1. Why is it important to personally apply biblical truth to your life?
2. What truth did God reveal to you this week and how do you plan to apply it?
3. What kind of community do we hope to experience in our group?

### ENGAGE TOOL **Every Neighbor Map (p. 123)**

Share your maps with your group or fill them out together now.

Spend some time praying for these friends. Ask God for opportunities to deepen friendships and to practically bless them with His Love. Ask God to reveal Himself to them and to open their eyes to His grace.

## GOALS

What will we do differently this week in light of all that we have learned and discussed?



# LESSON 2



# JAMES 1:12-18





# LOOK IT OVER

## OBSERVATION

Record your observations in the margin as you read the passage.

JAMES 1:12-18

Blessed is a man who perseveres under trial; for once he has been approved, he will receive the crown of life which the Lord has promised to those who love Him. 13 No one is to say when he is tempted, "I am being tempted by God"; for God cannot be tempted by evil, and He Himself does not tempt anyone. 14 But each one is tempted when he is carried away and enticed by his own lust. 15 Then when lust has conceived, it gives birth to sin; and sin, when it has run its course, brings forth death. 16 Do not be deceived, my beloved brothers and sisters. 17 Every good thing given and every perfect gift is from above, coming down from the Father of lights, with whom there is no variation or shifting shadow. 18 In the exercise of His will He gave us birth by the word of truth, so that we would be a kind of first fruits among His creatures.

## OBSERVATION SKILL: INTERPRETIVE QUESTIONS

Like last week, read the passage and write down your observations. This week, we will begin to write our own questions as well. Simply record the questions that naturally come to mind as you try to understand the passage. If you need help getting started, you can use these examples:

WHO IS...	WHAT IS THE...	WHY DID THE AUTHOR...	HOW...
James talking about? accomplishing the action? benefiting from the action?	meaning of this word? significance of this phrase? implication of this statement? relationship between these phrases?	choose this word? include this phrase, statement, or command? not say _____?	was this action accomplished? will this situation occur?

1. List your interpretive questions.

2. What keywords do you notice in this passage? These are words that are either theologically significant or that reflect the theme or big ideas of the passage.

3. List everything that James says about God in this passage.

# THINK IT THROUGH

## INTERPRETATION

In James 1, it is important to note that the word “trial” in verses 2 and 12 is the same basic Greek word that is translated “tempted” in verses 13 and 14. “Trial” is the noun *peirasmos* and “tempted” is the verb *peirazo*. In English, “trial” and “tempted” seem very different. As you begin to interpret these verses, consider what they teach us about the relationship of trials and temptations in our lives.

1. How do verses 12-18 relate to verses 1-11?

2. In verses 12-16, what are the different paths a person can choose when facing various trials? What are the results of this choice and the resources God provides for those who choose His path (See 1:2-11)?

3. Why does James stress the fact that God is not the source of temptation? In other words, where does sin that leads to death come from?

4. Why does James use the illustration of childbirth to describe the process of temptation leading to sin in a person's life? Why is it important for believers to understand the source and steps of this progression?

5. In light of what you've learned about trials and temptation in James 1, what do verses 16-18 reveal about God's character and His intentions toward His children?

## **MOUNTAIN MOMENT**

MATTHEW 5:10

Read this verse and think about how Jesus' words add to your understanding of this passage in James. Record your thoughts here.

# MAKE IT REAL

## APPLICATION

1. When have you been tempted to blame God for the trials and temptations in your life?

2. Based on your study, what could you do practically to endure trials without giving in to temptation? How can you disrupt the progression of personal temptation leading to sin in a specific area of your life?

3. What are some ways you can increase your awareness and appreciation for God's provision of what is good, beautiful and true?

4. Prayerfully determine the main biblical truth or principle that God revealed to you during your study. A few questions to ask are: Is there a promise for me to claim? Is there a truth for me to believe? Is there a command for me to obey?

5. What specifically will you do this week to begin applying this principle in your daily life? Determine how this truth or principle impacts the relationships in your life where you live, work, and play.

## ENGAGE TOOL

### EVERY NEIGHBOR MAP

Continue to add names to your map on page 123. Pray for opportunities to love, serve, and engage with your friends this week.

Create a personal goal, expressing how you will actively apply biblical truth in your life.

.....

.....

.....

.....

.....

.....

.....

.....

.....

.....

# GROUP DISCUSSION

## CONNECT

### CARE/SHARE (choose from these)

1. Spend a few minutes catching up with each other. Share high or low from the week.
2. Ask 1-2 people to take 5 minutes and share how they found Jesus and began to follow Him.
3. Goals: how did you do on your application of truth last week?

### WHY ARE WE HERE?

Ask someone to summarize your group's purpose.  
Pray for your time together.

## GROW

### DISCUSS OBSERVATION (choose from these)

1. Read James 1:12-18. Share some of your observations.
2. What were some of the keywords you saw in this section?

### DISCUSS INTERPRETATION

How does asking questions like who, what, when, where and how help us understand scripture?

Discuss 2-3 questions.

## ENGAGE

### DISCUSS APPLICATION (choose from these)

1. What could you do practically to endure trials without giving in to temptation?
2. How can you disrupt the progression of personal temptation leading to sin in a specific area of your life?
3. What truth did God reveal to you this week and how do you plan to apply it?

### ENGAGE TOOL **Every Neighbor Map (p.123)**

Share your maps with your group or fill them out together now. Spend some time praying for these friends. Ask God for opportunities to deepen friendships and to practically bless them with His Love. Ask God to reveal Himself to them and to open their eyes to His grace.

## GOALS

What will we do differently this week in light of all that we have learned and discussed?





# LESSON 3



# JAMES 1:19-27



# LOOK IT OVER

## OBSERVATION

Record your observations in the margin as you read the passage.

JAMES 1:19-27

19 You know this, my beloved brothers and sisters. Now everyone must be quick to hear, slow to speak, and slow to anger; 20 for a man's anger does not bring about the righteousness of God. 21 Therefore, ridding yourselves of all filthiness and all that remains of wickedness, in humility receive the word implanted, which is able to save your souls. 22 But prove yourselves doers of the word, and not just hearers who deceive themselves. 23 For if anyone is a hearer of the word and not a doer, he is like a man who looks at his natural face in a mirror; 24 for once he has looked at himself and gone away, he has immediately forgotten what kind of person he was. 25 But one who has looked intently at the perfect law, the law of freedom, and has continued in it, not having become a forgetful hearer but an active doer, this person will be blessed in what he does.

26 If anyone thinks himself to be religious, yet does not bridle his tongue but deceives his own heart, this person's religion is worthless. 27 Pure and undefiled

religion in the sight of our God and Father is this: to visit orphans and widows in their distress, and to keep oneself unstained by the world.

### OBSERVATION SKILL: HIGHLIGHT REPEATED WORDS OR PHRASES

This week we will begin to highlight repeated words or phrases. Include words and phrases that are closely related even if not exact duplicates.

1. What repeated and key words did you notice in this passage?

2. James contrasts two ways of “hearing” in this passage. What are they?

3. List primary themes and big ideas you see.

# THINK IT THROUGH

## INTERPRETATION

### LOOK UP KEY WORDS

While looking up a key word in English is helpful, doing so in Greek provides deeper understanding and is surprisingly easy, thanks to online tools such as [netbible.org](http://netbible.org). Simply search for the passage at the top of the screen, and the relevant text will appear. Be sure that “NET2” is your selected Bible in the drop down box, and then select the tab for “Greek” on the right side of the screen. Now hovering over any word in English will highlight the corresponding Greek term and reveal its Strong’s definition in the opposite window. For even further study, you can select a word, click the magnifying glass above it, then choose to run a “Word Search,” “Strong’s Search,” or “Word Study.” The first will provide all Biblical references that use the English term. The second will provide all Biblical references that use the Greek term. And the third will provide the full definition and derivatives of the Greek term. What used to take multiple books and many hours now takes one internet browser and a few seconds!

1. How do verses 19-27 connect to the previous section? Hint: look for the contrasts in verses 19-20. What are they referring to?

2. What does it mean to “receive the word implanted” in verse 21? See Colossians 3:16-17.

3. A key word in the book of James is “save” as seen in 1:21, 2:14, 4:12, 5:15 (restore), 5:20. To see how it is used throughout scripture, look up the following:

1 Samuel 19:11

Psalms 86:1-2

Ezekiel 18:27

## James 5:19-20

Based on this overall context, what does James mean by “save your souls” in verse 21?

4. Read verses 22-25 again. Why is James so adamant that his readers act on the word they have received? What are the consequences of “hearing and doing” and “hearing without doing”?

5. How do verses 26-27 relate to the rest of the passage and to James’ purpose for writing this letter? How does the example of paying attention to widows and orphans illustrate the point of this passage?

## MOUNTAIN MOMENT

### MATTHEW 7:24-29

Read these verses and think about how Jesus’ words add to your understanding of this passage in James. Record your thoughts here.

# MAKE IT REAL

## APPLICATION

1. In what areas of your life do you struggle to practice what you hear from God's Word?

2. What are some specific ways that you can participate in "genuine religion" this week?

3. Prayerfully determine the main biblical truth or principle that God revealed to you during your study. A few questions to ask are: Is there a promise for me to claim? Is there a truth for me to believe? Is there a command for me to obey?



4. What specifically will you do this week to begin applying this principle in your daily life? Determine how this truth or principle impacts the relationships in your life where you live, work, and play.

## ENGAGE TOOL

### STARTING A SPIRITUAL CONVERSATION

Simply talking about Jesus as part of your everyday conversations is a great way to bring His light into the spiritual darkness all around us. Be sure your conversations include asking lots of questions and listening! Most people are open to talking about spiritual things IF they feel heard and respected.

Turn to page 124 and to learn how to turn conversations toward spiritual things.

Also, watch the video on Starting a Spiritual Conversation at [grace-bible.org/disciplemaker](http://grace-bible.org/disciplemaker).

Create a personal goal, expressing how you will actively apply biblical truth in your life.

<p>.....</p> <p>.....</p> <p>.....</p> <p>.....</p> <p>.....</p> <p>.....</p> <p>.....</p> <p>.....</p> <p>.....</p> <p>.....</p>
---

# GROUP DISCUSSION

## CONNECT

### CARE/SHARE (choose from these)

1. How was your week? Did you see God working in any specific ways?
2. Gratitude: read a Psalm, make a list of what your group is thankful for, offer short praise prayers.
3. Goals: how did you do on your goals to apply God's word this week?
4. Were you able to connect with any friends from your Every Neighbor Map?

### WHY ARE WE HERE?

Ask someone to share why they prioritize biblical community in their life.

Pray for your time together.

## GROW

### DISCUSS OBSERVATION (choose from these)

1. Read James 1:19-27. Share some of your observations.
2. What repeated and key words did you notice in this passage?
3. What are the two ways of "hearing" James contrasts in this section?

### DISCUSS INTERPRETATION:

Discuss the skill of looking up keywords. How is it helpful in studying the Bible?

Discuss 2-3 questions.

## ENGAGE

### DISCUSS APPLICATION (choose from these)

1. In what areas of your life do you struggle to practice what you hear from God's Word?
2. What are some specific ways that you can participate in "genuine religion" this week?
3. What truth did God reveal to you this week and how do you plan to apply it?

### ENGAGE TOOL **Starting a Spiritual Conversation (p.124)**

Read over and discuss how to start a spiritual conversation. What has been your experience talking about your faith with friends? Is there a friend or neighbor you could have a spiritual conversation with this week? Pray for opportunities!

## GOALS

What will we do differently this week in light of all that we have learned and discussed?



# LESSON 4



# JAMES 2:1-13

For whoever keeps the  
whole Law, yet stumbles  
in one point, has  
become guilty of all.

J A M E S 2 : 1 0

Meditate on and begin to memorize this verse.  
Pray for God to teach you more about Himself through His word.

# LOOK IT OVER

## OBSERVATION

Read the passage below and record your observations in the margin as you read.

JAMES 2:1-13

1 My brothers and sisters, do not hold your faith in our glorious Lord Jesus Christ with an attitude of personal favoritism. 2 For if a man comes into your assembly with a gold ring and is dressed in bright clothes, and a poor man in dirty clothes also comes in, 3 and you pay special attention to the one who is wearing the bright clothes, and say, "You sit here in a good place," and you say to the poor man, "You stand over there, or sit down by my footstool," 4 have you not made distinctions among yourselves, and become judges with evil motives? 5 Listen, my beloved brothers and sisters: did God not choose the poor of this world to be rich in faith and heirs of the kingdom which He promised to those who love Him? 6 But you have dishonored the poor man. Is it not the rich who oppress you and personally drag you into court? 7 Do they not blaspheme the good name by which you have been called?

8 If, however, you are fulfilling the royal law according to the Scripture, "You shall love your neighbor as yourself," you are doing well. 9 But if you show partiality, you are committing sin and are convicted by the Law as violators. 10 For whoever keeps the whole Law, yet stumbles in one point, has become guilty of all. 11 For He who said, "Do not commit adultery," also said, "Do not murder." Now if you do not commit adultery, but do murder, you have become

a violator of the Law. 12 So speak, and so act, as those who are to be judged by the law of freedom. 13 For judgment will be merciless to one who has shown no mercy; mercy triumphs over judgment.

## OBSERVATION QUESTIONS

1. Highlight any key words or repeated phrases.
2. List all the contrasts you see in this passage.
3. What big ideas or themes do you observe in this passage that were also present in chapter 1?

# THINK IT THROUGH

## INTERPRETATION

### LOOK UP BACKGROUND INFORMATION

You can find helpful insights by looking up confusing names or words in a Bible dictionary or by looking up the particular verses you are studying in a background commentary. One of the best dictionaries is *The New Bible Dictionary* by Wood & Marshall. *The IVP Bible Background Commentary* by Craig Keener is another excellent example of a verse-by-verse background commentary.

Background information can be found by visiting the online reference [netbible.org](http://netbible.org). Simply search for the passage at the top of the screen, and the relevant text will appear. Be sure that “NET2” is your selected Bible in the drop down box, and then select the tab for “Notes” on the right side of the screen. Now, anytime you select one of the numbered annotations above particular words or verses, you can immediately see the relevant Biblical or historical context for that term or passage. This is a great tool for answering tough questions!

Spend a few minutes researching the social hierarchy in the Roman Empire during the first century to gain a greater understanding of James’ original audience.

1. What is the relational problem that James is addressing in 2:1-4? How does he describe it?

At the root, why is this happening among these believers?

2. James challenges their “evil motives” or faulty thinking in verses 5-7. What principles can we learn from his instruction?

3. James introduces the “royal law” in verse 8 as the law given by the true King, Jesus. It is expressed here as “you shall love your neighbor as yourself” and is also seen in Leviticus 19:18, Matthew 22:34-40 and Galatians 5:14.

Why is this the “royal” law?



How then is a person judged by this law in the case of showing partiality? See Romans 13:8-10.

4. In verses 9-11, why is it important to recognize ourselves as transgressors (those who step out of bounds) of the royal law?

5. What are we commanded to do in verses 12-13? Why?

## **MOUNTAIN MOMENT**

MATTHEW 7:1-6

Read these verses and think about how Jesus' words add to your understanding of this passage in James. Record your thoughts here.

# MAKE IT REAL

## APPLICATION

1. In your personal life, who have you been tempted to dismiss or look down upon (could be a specific person or a group)? On the other hand, are you guilty of favoring any social group or class above another? What are the reasons behind this partiality?

2. What specific thing will you do this week to demonstrate the royal law of love to someone you would normally avoid, exclude, or dismiss?

3. Prayerfully determine the main biblical truth or principle that God revealed to you during your study. A few questions to ask are: Is there a promise for me to claim? Is there a truth for me to believe? Is there a command for me to obey?

4. What specifically will you do this week to begin applying this principle in your daily life? Determine how this truth or principle impacts the relationships in your life where you live, work, and play.

# SPIRITUAL PRACTICE

## HOSPITALITY

In our modern culture, we may think of hospitality as throwing a party or hosting friends for the weekend. But what is biblical hospitality?

Both the Old and New Testaments contain instructions for God’s people to be like Him by extending the privileges of the community to those outside of it, especially to the vulnerable. The Greek word for hospitality in the New Testament means “love of the stranger.” In story after story in the gospels, we see Jesus “eating and drinking” with all types of people. He received hospitality and He gave it; especially welcoming people on the outskirts into His community, the kingdom of God.

How can we cultivate a practice of hospitality? How can we extend the welcome of God in tangible acts of love?

Sharing a meal is a simple and natural way to start:

1. Pray - ask the Holy Spirit to bring to your mind a person who needs to experience the love of Jesus.
2. Contact the person and invite them to share a meal with you.
3. Eat together - plan and serve a simple meal, ideally at your home (a restaurant or cafe works too).
  - Ask meaningful questions, listen, and share your life with them as well. Intentional small talk is a form of hospitality, creating room for your guest to be seen and known.
  - Pray for your guest before, during, and after your meal for God to work in their life.

Share with your group what happened as you practiced welcoming people into community this week.

“Be hospitable to one another without complaint.” **1 Peter 4:9**

Create a personal goal, expressing how you will actively apply biblical truth in your life.

<p>.....</p> <p>.....</p> <p>.....</p> <p>.....</p> <p>.....</p> <p>.....</p> <p>.....</p> <p>.....</p> <p>.....</p> <p>.....</p>
---

# GROUP DISCUSSION

## CONNECT

### CARE/SHARE (choose from these)

1. How was your week? Share a highlight or struggle you experienced.
2. Goals: how did you do on your goals to apply God's word this week?
3. Did you have any chances to talk about your faith journey with friends?

### WHY ARE WE HERE?

What are some ways to overcome the temptation to skip group time?  
Pray for your time together.

## GROW

### DISCUSS OBSERVATION (choose from these)

1. Read James 2:1-13. Share some of your observations.
2. What were some of the contrasts you saw in this section?

### DISCUSS INTERPRETATION:

What did you learn about the social structure in the Roman Empire of the first century?  
Discuss 2-3 questions.

## ENGAGE

### DISCUSS APPLICATION (choose from these)

1. In your personal life, who have you been tempted to dismiss or look down upon (could be a specific person or a group)? On the other hand, are you guilty of favoring any social group or class above another? What are the reasons behind this partiality?
2. What specific thing will you do this week to demonstrate the royal law of love to someone you would normally avoid, exclude, or dismiss?

### SPIRITUAL PRACTICE **Hospitality**

Read over and discuss the practice of hospitality. Why is it important? Did anyone share a meal with someone this week? What have been some struggles in practicing hospitality? What could we do together as a group to grow in this practice?

## GOALS

What will we do differently this week in light of all that we have learned and discussed?

**PRAY**

Break into small groups of 2-3 people and spend time praying for each other and for specific friends on your Every Neighbor Maps.

---

---

---

---

---

---

---

---

---

---

---

---

---

---

---

---

---

---

---

---

---

---

---

---

---

---

---

---

---

---

# LESSON 5



# JAMES 2:14-26

You see that faith  
was working with his  
works, and as a result  
of the works, faith was  
perfected;

J A M E S 2 : 2 2

Meditate on and begin to memorize this verse.  
Pray for God to teach you more about Himself through His word.

# LOOK IT OVER

## OBSERVATION

Record your observations in the margin as you read the passage.

JAMES 2:14-26

14 What use is it, my brothers and sisters, if someone says he has faith, but he has no works? Can that faith save him? 15 If a brother or sister is without clothing and in need of daily food, 16 and one of you says to them, “Go in peace, be warmed and be filled,” yet you do not give them what is necessary for their body, what use is that? 17 In the same way, faith also, if it has no works, is dead, being by itself.

18 But someone [m]ay well say, “You have faith and I have works; show me your faith without the works, and I will show you my faith by my works.” 19 You believe that God is one. You do well; the demons also believe, and shudder.

20 But are you willing to acknowledge, you foolish person, that faith without works is useless? 21 Was our father Abraham not justified by works when he offered up his son Isaac on the altar? 22 You see that faith was working with his works, and as a result of the works, faith was perfected; 23 and the Scripture was



fulfilled which says, “And Abraham believed God, and it was credited to him as righteousness,” and he was called a friend of God. 24 You see that a person is justified by works and not by faith alone. 25 In the same way, was Rahab the prostitute not justified by works also when she received the messengers and sent them out by another way? 26 For just as the body without the spirit is dead, so also faith without works is dead.

### OBSERVATION QUESTIONS

1. What key words do you notice in this passage?
2. What question does this passage seek to answer?
3. What do you notice about the context before and after this passage? Do you see any similar words or ideas that appear both immediately before this passage and immediately after it?
4. What themes or ideas from earlier in the book do you see repeated here?

# THINK IT THROUGH

## INTERPRETATION

NOTE: This section in James can be a challenging passage to interpret. Part of the challenge comes from the lack of quotation marks in the original language for verses 17-19. Also, these verses contain a type of argument called diatribe (the insertion of an objector's argument) commonly used at the time James was writing (also seen in 1 Corinthians 15:35-37).

Give yourself time to chew on these verses and grace to be in the process of understanding. Start with identifying the question that James is addressing in verse 14, which is the key subject of the section. Also remember that the book is written to believers/brethren.

### OUTLINE OF SECTION:

2:14	Introduction of key subject
2:15-16	Case study to illustrate
2:17	Restatement of subject
2:18	Objection
2:19	Rebuttal to objection
2:20	Restatement of the subject
2:21-26	Two biblical examples

1. How does this section in James (verses 14-26) relate to what we previously studied in the book?

2. In this passage, James is making a distinction between faith alone, without good works, and faith joined with good works. Verse 14 clearly implies that faith without works cannot “save” us. But save us from what?

Here are some hints to help you answer this question:

- The Greek word *sozo* (translated “save”) simply means “to rescue, to deliver.”
- James actually gives us the answer in the verses that immediately precede and immediately follow this passage (2:12-13 and 3:1).
- Paul speaks about a similar works-based judgment in 1 Corinthians 3:10-15 and 2 Corinthians 5:9-10. Look up these passages to see what good works will “save” us from.

3. What does James mean in verse 17 when he says that “faith without works is dead”?

Use the following steps to help you answer this question:

What does James mean by “dead” in verse 17? See James 1:15.

Compare verse 17 with verse 20. How does this help you understand what he means by “dead”?

Consider the imagery of verse 26. How is faith without works similar to a body without a spirit?

4. When James says that Abraham and Rahab were justified by their obedient actions, what does he mean? Think through the following:

What were the results of Abraham’s obedience as seen in verses 21-24?

What were the results of Rahab’s obedience as seen in verses 25-26?


For Further Study:

Did Paul and James preach the same gospel or were they at war with one another? They sure seem to disagree when you compare Romans 3:28 and 4:1-25 with James 2:21-24. How do you explain the apparent contradiction in these passages? Hint: discover the range of meaning for the word “justified” (dikaioo in Greek) by following the instructions for Interpretation Method 3: looking up keywords on page 116.

## MOUNTAIN MOMENT

MATTHEW 6:1-4

Read these verses and think about how Jesus’ words add to your understanding of this passage in James. Record your thoughts here.



# MAKE IT REAL

## APPLICATION

1. From your study of this section, what is James calling us to do? What are some ways that you can specifically put your faith into action this week?

2. James illustrates his point with the example of providing for people with tangible needs. How could you provide for others in your life?

3. Prayerfully determine the main biblical truth or principle that God revealed to you during your study. A few questions to ask are: Is there a promise for me to claim? Is there a truth for me to believe? Is there a command for me to obey?

4. What specifically will you do this week to begin applying this principle in your daily life? Determine how this truth or principle impacts the relationships in your life where you live, work, and play.

Create a personal goal, expressing how you will actively apply biblical truth in your life.

.....

.....

.....

.....

.....

.....

.....

.....

.....

.....

# GROUP DISCUSSION

## CONNECT

### CARE/SHARE (choose from these)

1. How was your week? Share something you are celebrating or that disappointed you during the last week.
2. Goals: how did you do on your goals to apply God's word this week?
3. Did anyone try practicing hospitality this week? How did it go?

### WHY ARE WE HERE?

What are some reasons you stay committed to our group?

Pray for your time together.

## GROW

### DISCUSS OBSERVATION (choose from these)

1. Read James 2:14-26. Share some of your observations.
2. Who were the different people in this story and what were their needs?
3. What do you notice about the context before and after this passage? Do you see any similar words or ideas that appear both immediately before this passage and immediately after it?

### DISCUSS INTERPRETATION

Discuss 2-3 questions.

## ENGAGE

### DISCUSS APPLICATION (choose from these)

1. From your study of this section, what is James calling us to do? What are some ways that you can specifically put your faith into action this week?
2. James illustrates his point with the example of providing for people with tangible needs. How could you provide for others in your life?
3. What truth did God reveal to you this week and how do you plan to apply it?

## GOALS

What will we do differently this week in light of all that we have learned and discussed?



# LESSON 6



# JAMES 3:1-18



But no one among mankind can tame the tongue; it is a restless evil, full of deadly poison. With it we bless our Lord and Father, and with it we curse people, who have been made in the likeness of God; from the same mouth come both blessing and cursing. My brothers and sisters, these things should not be this way.

J A M E S 3 : 8 - 1 0

Meditate on and begin to memorize this verse.  
Pray for God to teach you more about Himself through His word.

# LOOK IT OVER

## OBSERVATION

Record your observations in the margin as you read the passage.

JAMES 3:1-18

Do not become teachers in large numbers, my brothers, since you know that we who are teachers will incur a stricter judgment. 2 For we all stumble in many ways. If anyone does not stumble in what he says, he is a perfect man, able to rein in the whole body as well. 3 Now if we put the bits into the horses' mouths so that they will obey us, we direct their whole body as well. 4 Look at the ships too: though they are so large and are driven by strong winds, they are nevertheless directed by a very small rudder wherever the inclination of the pilot determines. 5 So also the tongue is a small part of the body, and yet it boasts of great things. See how great a forest is set aflame by such a small fire! 6 And the tongue is a fire, the very world of unrighteousness; the tongue is set among our body's parts as that which defiles the whole body and sets on fire the course of our life, and is set on fire by hell. 7 For every species of beasts and birds, of reptiles and creatures of the sea, is tamed and has been tamed by the human race. 8 But no one among mankind can tame the tongue; it is a restless evil, full of deadly poison. 9 With it we bless our Lord and Father, and with it we curse people, who have been made in the likeness of God; 10 from the same mouth come both blessing and

cursing. My brothers and sisters, these things should not be this way. 11 Does a spring send out from the same opening both fresh and bitter water? 12 Can a fig tree, my brothers and sisters, bear olives, or a vine bear figs? Nor can salt water produce fresh.

13 Who among you is wise and understanding? Let him show by his good behavior his deeds in the gentleness of wisdom. 14 But if you have bitter jealousy and selfish ambition in your heart, do not be arrogant and so lie against the truth. 15 This wisdom is not that which comes down from above, but is earthly, natural, demonic. 16 For where jealousy and selfish ambition exist, there is disorder and every evil thing. 17 But the wisdom from above is first pure, then peace-loving, gentle, reasonable, full of mercy and good fruits, impartial, free of hypocrisy. 18 And the fruit of righteousness is sown in peace by those who make peace.

## OBSERVATION QUESTIONS

1. What key words do you notice in this passage?
2. What themes or ideas from earlier in the book do you see repeated here?
3. List all the types of figurative imagery that you can find in this passage. To learn more about Figurative Language see page 115.

# THINK IT THROUGH

## INTERPRETATION

1. How does the idea of speech fit into the flow of the book of James? In other words, how does this passage relate to what comes before and after?

2. This passage begins with a sober warning. Why do our words incur judgment? Why do teachers receive an even stricter judgment? See Ephesians 4:29; 2 Timothy 4:1-2.

3. Look carefully at each phrase of verse 6.

How is the tongue like a fire? See Proverbs 16:27-28 and 26:18-22.

How does the tongue defile the rest of the body? See Matthew 15:17-20.

What does James mean when he says that the tongue is set on fire by hell itself?

4. Review the meaning you discovered for the word “wisdom” in Lesson 1. What is the connection between wisdom and action seen in verse 13?

5. In verses 13-18, how does behavior (speech and actions) reveal the type of wisdom a person is relying upon? What are the results or fruit of each?

## **MOUNTAIN MOMENT**

MATTHEW 5:33-37

Read these verses and think about how Jesus’ words add to your understanding of this passage in James. Record your thoughts here.

# MAKE IT REAL

## APPLICATION

1. What are some ways you use words to “set fires”? Think of specific examples. Can you identify any situations or patterns in which this typically occurs?

2. This week, ask a close friend to give you some honest feedback about your speech. When do your words bless and curse (3:9)? Then determine some practical steps you can take to allow the Spirit to have greater influence over the words you use.

3. Prayerfully determine the main biblical truth or principle that God revealed to you during your study. A few questions to ask are: Is there a promise for me to claim? Is there a truth for me to believe? Is there a command for me to obey?

4. What specifically will you do this week to begin applying this principle in your daily life? Determine how this truth or principle impacts the relationships in your life where you live, work, and play.

## ENGAGE TOOL

### SHARE YOUR STORY

One of the most powerful ways to help people find Jesus is to share with them your own story of meeting and trusting in Him.

Turn to page 125 and write a simple draft of your faith story. For more insight, watch the Share Your Story video at [grace-bible.org/disciplemaker](http://grace-bible.org/disciplemaker).

Create a personal goal, expressing how you will actively apply biblical truth in your life.

A large rectangular box containing a grid of small dots for writing a personal goal.

# GROUP DISCUSSION

## CONNECT

### CARE/SHARE (choose from these)

1. How was your week? Share a high or a low from the last week.
2. Goals: how did you do on your goals to apply God's word this week?

### WHY ARE WE HERE?

What would happen if we just focused on one of these - Connect, Grow, Engage?  
Pray for your time together.

## GROW

### DISCUSS OBSERVATION (choose from these)

1. Read James 3:1-18. Share some of your observations.
2. What themes or ideas from earlier in the book do you see repeated here?

### DISCUSS INTERPRETATION:

Discuss 2-3 questions.

## ENGAGE

### DISCUSS APPLICATION (choose from these)

1. What are some ways you use words to "set fires"? Think of specific examples. Can you identify any situations or patterns in which this typically occurs?
2. This week, ask a close friend to give you some honest feedback about your speech. When do your words bless and curse (3:9)? Then determine some practical steps you can take to allow the Spirit to have greater influence over the words you use.
3. What truth did God reveal to you this week and how do you plan to apply it?

### ENGAGE TOOL **Sharing Your Story (p.125)**

Read over and discuss how to share your story. In pairs, practice sharing a story of what God has done for you.

To whom could you share your story of finding and following Jesus this week?

## GOALS

What will we do differently this week in light of all that we have learned and discussed?





# LESSON 7



JAMES 4:1-17



# LOOK IT OVER

## OBSERVATION

Read the passage below and record your observations in the margin as you read.

JAMES 4:1-17

What is the source of quarrels and conflicts among you? Is the source not your pleasures that wage war in your body's parts? 2 You lust and do not have, so you commit murder. And you are envious and cannot obtain, so you fight and quarrel. You do not have because you do not ask. 3 You ask and do not receive, because you ask with the wrong motives, so that you may spend what you request on your pleasures. 4 You adulteresses, do you not know that friendship with the world is hostility toward God? Therefore whoever wants to be a friend of the world makes himself an enemy of God. 5 Or do you think that the Scripture says to no purpose, "He jealously desires the Spirit whom He has made to dwell in us"? 6 But He gives a greater grace. Therefore it says, "God is opposed to the proud, but gives grace to the humble." 7 Submit therefore to God. But resist the devil, and he will flee from you. 8 Come close to God and He will come close to you. Cleanse your hands, you sinners; and purify your hearts, you double-minded. 9 Be miserable, and mourn, and weep; let your laughter be turned into mourning, and your joy into gloom. 10 Humble yourselves in the presence of the Lord, and He will exalt you.

11 Do not speak against one another, brothers and sisters. The one who speaks against a brother or sister, or judges his brother or sister, speaks against the law and judges the law; but if you judge the law, you are not a doer of the law but a judge of it. 12 There is only one Lawgiver and Judge, the One who is able to save and to destroy; but who are you, judging your neighbor?

13 Come now, you who say, “Today or tomorrow we will go to such and such a city, and spend a year there and engage in business and make a profit.” 14 Yet you do not know what your life will be like tomorrow. For you are just a vapor that appears for a little while, and then vanishes away. 15 Instead, you ought to say, “If the Lord wills, we will live and also do this or that.” 16 But as it is, you boast in your arrogance; all such boasting is evil. 17 So for one who knows the right thing to do and does not do it, for him it is sin.

## OBSERVATION QUESTIONS

1. In this passage James rebukes his readers using surprising, even shocking language. List a few examples.
2. List all of the commands found in this passage (or simply underline them in the text).
3. Divide this passage into three or four sections and state the big idea for each.

# THINK IT THROUGH

## INTERPRETATION

### COMPARE MULTIPLE TRANSLATIONS

To Learn more about this skill, see page 117.

1. How does comparing multiple translations of this section enhance your understanding of its themes?

2. How do the themes of chapter 4 relate to these we studied in chapter 3?

3. What does it mean to be an “adulteress” or “friend of the world” (verse 4)? Is James calling us to separate ourselves from this world or does he have something else in mind? See James 1:27, John 17:14-18, 1 John 2:15-17.

4. In verses 6-10, James calls his readers to repentance and reconciliation. What is significant about the contrast between pride and humility (verse 6)?

Identify each command and its result (verses 7-10):

5. How do verses 11-17 of this passage relate to 4:1-10?  
James' comments on judging a brother (verses 11-12)


The folly of making self-directed plans (verses 13-17)

6. How does verse 17 summarize chapter 4 and the book as a whole?

## **MOUNTAIN MOMENT**

MATTHEW 6:14-15; 7:3

Read these verses and think about how Jesus' words add to your understanding of this passage in James. Record your thoughts here.



# MAKE IT REAL

## APPLICATION

1. In which relationships or areas of your life do you struggle most to receive honest feedback?

2. Meditate on 4:7-10. Use these verses as a guide to confessing and repenting of the pride you've identified in your life?

3. How might your prayers and planning change if you approached each day with "If the Lord wills, we will live and also do this or that."?



4. Prayerfully determine the main biblical truth or principle that God revealed to you during your study. A few questions to ask are: Is there a promise for me to claim? Is there a truth for me to believe? Is there a command for me to obey?

5. What specifically will you do this week to begin applying this principle in your daily life? Determine how this truth or principle impacts the relationships in your life where you live, work, and play.

## ENGAGE TOOL

### SHARE YOUR STORY

One of the most powerful ways to help people find Jesus is to share with them your own story of meeting and trusting in Him.

Turn to page 125 and write a simple draft of your faith story. For more insight, watch the Share Your Story video at [grace-bible.org/disciplemaker](http://grace-bible.org/disciplemaker).

Create a personal goal, expressing how you will actively apply biblical truth in your life.

.....

.....

.....

.....

.....

.....

.....

.....

.....

.....

# GROUP DISCUSSION

## CONNECT

### CARE/SHARE (choose from these)

1. Spend a few minutes catching up with each other. Share something you are celebrating or something that disappointed you during the last week.
2. Goals: how did you do on your goals this week?
3. Were you able to share your story with friends or neighbors?

### WHY ARE WE HERE?

What is the main goal of our group?

Pray for your time together.

## GROW

### DISCUSS OBSERVATION (choose from these)

1. Read James 4:1-17. Share some of your observations.
2. What are some of the commands you see in this passage?

### DISCUSS INTERPRETATION

Why is it helpful to compare multiple translations?

Discuss 2-3 questions.

## ENGAGE

### DISCUSS APPLICATION (choose from these)

1. In which relationships or areas of your life do you struggle most to receive honest feedback?
2. How might your prayers and planning change if you approached each day with “If the Lord wills, we will live and also do this or that.”?

### ENGAGE TOOL **Share Your Story** (p. 125)

Practice sharing your story in groups of 2-3.

## GOALS

What will we do differently this week in light of all that we have learned and discussed?



# LESSON 8



# JAMES 5:1-12

Therefore be patient,  
brothers and sisters,  
until the coming of the  
Lord. The farmer waits  
for the precious produce  
of the soil, being patient  
about it, until it gets the  
early and late rains.

J A M E S 5 : 7

Meditate on and begin to memorize this verse.  
Pray for God to teach you more about Himself through His word.

# LOOK IT OVER

## OBSERVATION

Record your observations in the margin as you read the passage.

JAMES 5:1-12

Come now, you rich people, weep and howl for your miseries which are coming upon you. 2 Your riches have rotted and your garments have become moth-eaten. 3 Your gold and your silver have corroded, and their corrosion will serve as a testimony against you and will consume your flesh like fire. It is in the last days that you have stored up your treasure! 4 Behold, the pay of the laborers who mowed your fields, and which has been withheld by you, cries out against you; and the outcry of those who did the harvesting has reached the ears of the Lord of armies. 5 You have lived for pleasure on the earth and lived luxuriously; you have fattened your hearts in a day of slaughter. 6 You have condemned and put to death the righteous person; he offers you no resistance.

7 Therefore be patient, brothers and sisters, until the coming of the Lord. The farmer waits for the precious produce of the soil, being patient about it, until it gets the early and late rains. 8 You too be patient; strengthen your hearts, for the coming of the Lord is near. 9 Do not complain, brothers and sisters, against one

another, so that you may not be judged; behold, the Judge is standing right at the door. 10 As an example, brothers and sisters, of suffering and patience, take the prophets who spoke in the name of the Lord. 11 We count those blessed who endured. You have heard of the endurance of Job and have seen the outcome of the Lord's dealings, that the Lord is full of compassion and is merciful.

12 But above all, my brothers and sisters, do not swear, either by heaven or by earth or with any other oath; but your yes is to be yes, and your no, no, so that you do not fall under judgment.

## OBSERVATION QUESTIONS

### OBSERVATION SKILL: BOX CONNECTING WORDS (PART ONE)

**COMPARISON:** either points out similarities between two or more related ideas or simply joins like ideas.

Comparison words and phrases include *and, like, as, just as, also, so also, even so*.

**CONTRAST:** points out dissimilarities between ideas. Contrast words include *but, rather, yet, however*.

**PURPOSE:** indicates the intended goal of an idea or action, whether or not it was realized. Purpose words and phrases include *that, so that, in order that*.

**RESULT:** very similar to "purpose," but indicates the actual consequence, whether or not it was intended. Result words and phrases include *that, so that, as a result, with the result that*.

1. Box all connecting words.

2. What themes, ideas, or key words from earlier in the book of James do you see repeated here?

# THINK IT THROUGH

## INTERPRETATION

1. How does this passage relate to chapter 4? What similarities do you see?
2. What errors regarding the use of wealth does James address in 5:1-6? Why are these sins so destructive to our relationships with God and others? See also 1 Timothy 6:6-10.
3. In verses 7-11, James is prescribing patience for people in all circumstances. Specifically, why does everyone need patience regardless of their current earthly status?
4. Describe how a proper perspective on patience can be informed by the following:
  - A correct view of time (verse 7)
  - The Lord's return (verses 7-9)



The example of the prophets (verse 10)

The example of Job (verse 11)

How does this perspective help us expand our capacity for patience?

5. What is the point of verse 12? What does swearing an oath indicate about the person's attitude and source of trust? How does this verse summarize the teaching of the entire section (5:1-12)?

## **MOUNTAIN MOMENT**

MATTHEW 6:19-21

Read these verses and think about how Jesus' words add to your understanding of this passage in James. Record your thoughts here.

# MAKE IT REAL

## APPLICATION

1. What principles have you learned from the book of James that guide how you could grow and use your wealth in a way that honors God?

2. What areas of your life tend to narrow your perspective away from the long view of an eternal mindset? What steps could you take to keep your hope in eternity despite both the highs and lows of this present life?

3. Prayerfully determine the main biblical truth or principle that God revealed to you during your study. A few questions to ask are: Is there a promise for me to claim? Is there a truth for me to believe? Is there a command for me to obey?

4. What specifically will you do this week to begin applying this principle in your daily life? Determine how this truth or principle impacts the relationships in your life where you live, work, and play.

## ENGAGE TOOL

### SHARE THE GOSPEL - 3 CIRCLES

As we pray, ask questions, and listen to people with a heart of compassion, the Holy Spirit may lead us into sharing with someone how they can turn from trusting in themselves to trusting in Jesus. This simple tool using a diagram of three circles is really helpful to share the good news of the gospel with people.

Turn to page 128 and practice sharing the gospel this week. Pray for opportunities to share with non-believing friends. See a demonstration video at [grace-bible.org/disciplemaker](http://grace-bible.org/disciplemaker).

Create a personal goal, expressing how you will actively apply biblical truth in your life.



# GROUP DISCUSSION

## CONNECT

CARE/SHARE: **(choose from these)**

1. What are you thankful for this week?
2. What are you asking God for currently?
3. Goals: how did you do on your goals this week? Were you able to share your story with any friends or neighbors?

## WHY ARE WE HERE?

If a friend asked you why you study the Bible in a group, what would you say?

Pray for your time together.

## GROW

DISCUSS OBSERVATION **(choose from these)**

1. Read James 5:1-12. Share some of your observations.
2. What themes, ideas, or key words from earlier in the book of James do you see repeated here?

DISCUSS INTERPRETATION:

Discuss 2-3 questions.

## ENGAGE

DISCUSS APPLICATION **(choose from these)**

1. What principles have you learned from the book of James that guide how you could grow and use your wealth in a way that honors God?
2. What areas of your life tend to narrow your perspective away from the long view of an eternal mindset? What steps could you take to keep your hope in eternity despite both the highs and lows of this present life?
3. What truth did God reveal to you this week and how do you plan to apply it?

ENGAGE TOOL **Share the Gospel: 3 Circles (p. 128)**

Read over and discuss the 3 Circles Gospel tool.

Practice sharing it in groups of 2-3.

## GOALS

What will we do differently this week in light of all that we have learned and discussed?



# LESSON 9



# JAMES 5:13-20

My brothers and sisters,  
if anyone among you  
strays from the truth  
and someone turns him  
back, let him know that  
the one who has turned  
a sinner from the error  
of his way will save his  
soul from death and  
cover a multitude of  
sins.

J A M E S 5 : 1 9 - 2 0

Meditate on and begin to memorize this verse.  
Pray for God to teach you more about Himself through His word.

# LOOK IT OVER

## OBSERVATION

Record your observations in the margin as you read the passage.

JAMES 5:13-20

13 Is anyone among you suffering? Then he must pray. Is anyone cheerful? He is to sing praises. 14 Is anyone among you sick? Then he must call for the elders of the church and they are to pray over him, anointing him with oil in the name of the Lord; 15 and the prayer of faith will [n]restore the one who is sick, and the Lord will raise him up, and if he has committed sins, they will be forgiven him.

16 Therefore, confess your sins to one another, and pray for one another so that you may be healed. A prayer of a righteous person, when it is brought about, can accomplish much. 17 Elijah was a man with a nature like ours, and he prayed earnestly that it would not rain, and it did not rain on the earth for three years and six months. 18 Then he prayed again, and the sky poured rain and the earth produced its fruit.

19 My brothers and sisters, if anyone among you strays from the truth and someone turns him back, 20 let him know that the one who has turned a sinner from the error of his way will save his soul from death and cover a multitude of sins.



## OBSERVATION QUESTIONS

### OBSERVATION SKILL: BOX CONNECTING WORDS (PART TWO)

**CAUSE:** expresses the basis or cause of an action. Cause words include *because*, *since*, and sometimes *for*.

**EXPLANATION:** what follows further explains the previous idea, giving reasons why it is true, why it occurred, or simply adding additional information. Look for the key word *for*.

**INFERENCE:** provides a logical consequence, conclusion, or summary to the previous discussion. Inference words and phrases include *therefore* and *for this reason*.

**CONDITION:** presents a condition that must occur before a certain action or conclusion can occur. The statement may or may not reflect reality (i.e., it could be hypothetical). Key word is *if*.

1. Box all connecting words.

2. What themes, ideas, or key words from earlier in the book of James do you see repeated here?

3. What repeated words or ideas do you notice in this passage?

# THINK IT THROUGH

## INTERPRETATION

1. What circumstances are described in verse 13? What do the commands in this verse reveal about a proper perspective and response toward all life circumstances?

2. The subjects of verses 14-16 are prayer and personal confession.

What is significant about praying and anointing with oil in the name of the Lord (verse 14)?

Also see: Mark 6:13, Luke 10:34, John 14:12-14 and 1 John 5:13-15.

Verses 15- 16 show that these prayers can result in holistic restoration. What do each of the following results mean? Use the Look Up Key Words skill (p.116) to help answer.

Restore

Raise up

Forgiven

Healed

In light of the relational issues addressed throughout the book James, what is the significance of the command to confess sin and pray “for one another” in verse 16?

3. Why would James direct the elders to pray for the sick? Why do they have this special responsibility? See 1 Peter 5:1-3 and Hebrews 13:17.

4. How do verses 19-20 relate to the overall purpose and theme of the book?

5. What does “save his soul from death” mean in verse 20? Is this physical death or spiritual death? How do you know? Review Lesson 2, Interpretation question 2 and Lesson 3, Interpretation question 3.

## **MOUNTAIN MOMENT**

MATTHEW 7:7-11

Read these verses and think about how Jesus' words add to your understanding of this passage in James.

# MAKE IT REAL

## APPLICATION

1. When do you find it easy and difficult to pray?

2. How does your prayer life compare to what James describes? What will you do this week to deepen your prayer life?

3. Prayerfully determine the main biblical truth or principle that God revealed to you during your study. A few questions to ask are: Is there a promise for me to claim? Is there a truth for me to believe? Is there a command for me to obey?

4. What specifically will you do this week to begin applying this principle in your daily life? Determine how this truth or principle impacts the relationships in your life where you live, work, and play.



# GROUP DISCUSSION

## CONNECT

### CARE/SHARE: (choose from these)

1. Spend a few minutes catching up with each other. Share high or low from the week.
2. Goals: how did you do on your application of truth last week?

### WHY ARE WE HERE?

Ask someone to summarize your group's purpose.

Pray for your time together.

## GROW

### DISCUSS OBSERVATION: (choose from these)

1. Read James 5:13-20. Share some of your observations.
2. What were some of the themes you saw in this section?

### DISCUSS INTERPRETATION:

Discuss 2-3 questions.

## ENGAGE

### DISCUSS APPLICATION: (choose from these)

1. When do you find it easy and difficult to pray?
2. How does your prayer life compare to what James describes? What will you do this week to deepen your prayer life?
3. What truth did God reveal to you this week and how do you plan to apply it?

### SPIRITUAL PRACTICE: **Confession (p.101)**

Review the practice of confession. Has confession of sin and praying for one another been a part of your experience? Share any positive experiences or struggles you have encountered.

## GOALS

What will we do differently this week in light of all that we have learned and discussed?



# SYNTHESIS





# PUT IT BACK TOGETHER

## MEMORIZE

Review your memory verses for each of the previous lessons.

James 1:2-3

1 Corinthians 10:13

James 1:25

James 2:10

James 2:22

James 3:8-10

James 4:6-7

James 5:7

James 5:19-20

Before we get to the synthesis, one word of encouragement ... please realize how much you have grown as a student of God's Word through your study of James! Each week, you've learned how to better observe, interpret, and apply the stories of Scripture. Those same three steps will serve you well as you continue to study God's story throughout the Bible. Continue to practice and refine these skills so that you become, "a workman who does not need to be ashamed, accurately handling the Word of truth" (2 Timothy 2:15).

## WHY DOES THIS MATTER?

1. Summarize what James teaches us about the value of good works in the life of a believer. List all of his reasons for doing good.

2. According to James, what specific actions and attitudes should characterize the life of a believer? List them below.


The previous lessons have led us to observe, to interpret, and to apply the entire book of James. That is no small task! Now it is time to draw our detailed study to a useful conclusion, a process known as synthesis. Our goal is to create an overall summary of the book of James we can quickly review any time in the future to remind us of the flow and content of the book.

## OUTLINE THE BOOK

The first step of the synthesis is to create your own outline of the book. Review the work you completed each week. Then, create your own brief outline on the next page. Feel free to use any outlining style, but here is an example of how you might start:

1. Greetings from James to the dispersed twelve tribes (1:1)
2. Rejoice in Trials (1:2-12)
  - a. Attitude in Trials (1:2)
  - b. Advantage of Trials (1:3-4)
  - c. Assistance in Trials (1:5-8)
  - d. Award from Trials (1:9-12)

# MY JAMES OUTLINE





## APPLICATION #1

Principle from James:

Verses where it's discussed:

Plan of Action: I will ...

## APPLICATION #2

Principle from James:

Verses where it's discussed:

Plan of Action: I will ...

# APPENDIX



**112 LEADER HELPS**

**114 BIBLE STUDY TOOLS**

**120 NEW TESTAMENT CHRONOLOGY**

**122 ENGAGE TOOLS**

**131 ADDITIONAL STUDY RESOURCES**

# LEADER HELPS

## WHOLEHEARTED DEVOTION

The best preparation for leading a Bible study is following Jesus closely yourself.

- Spend time with God daily to keep your relationship with Him fresh and growing! Healthy leadership is ultimately an overflow of your personal relationship with God.
- Spend time in the passage throughout the week.
- Pray regularly with your co-leader for each person in your group.
- Prepare ahead of time and make a plan (see below) for your group time. Discuss with your co-leader.
- As a facilitator of discussion rather than a teacher, you are encouraged to be a co-learner with your group. Your job is not to know “everything.” It is acceptable to leave some questions partially answered or unresolved, trusting for clarity at a later time. Reach out to ministry leaders and pastors at your church for clarification as needed.
- Lead and walk by faith in the Holy Spirit’s work in your life and in the lives of your group members.

## LEADING WELL

- Set a regular meeting place and time. Consistency helps avoid obstacles that will keep people from being there and a plan helps people know what to expect.
- Create a welcoming environment! Learn people’s names and make sure everyone is introduced to each other. Possibly have a snack each week, alternating between healthy and “less healthy.” Everyone likes a snack!
- Regularly remind people of the group’s purpose to:  
**CONNECT** Relationally  
**GROW** Biblically  
**ENGAGE** Missionally
- Regularly break up into smaller groups of 2-3, starting from the very first meeting. Smaller groups help people feel known. Keep the groups no bigger than 3. This will pay off in the long run.
- Stress confidentiality about what is shared in the group.
- Try reaching out to different people each week to grab lunch or coffee outside of group time as your schedule allows.



## MAKE A PLAN EACH WEEK

Use the Group Discussion Guide (located at the end of each lesson). Divide your time into three relatively equal thirds that focus on **CONNECT**, **GROW**, **ENGAGE**.

7:00

Build community in your group using the **CONNECT** suggestions in the Group Discussion Guide. Depending on your group size, you could get into groups of 2-3 (but no more than 3) with a question to discuss for getting to know one another, to check on how application from last week went and for prayer. Sometimes the question could be for fun and other times more serious. For example: “What was a highlight and lowlight of your week?” or “How did you apply last week’s lesson?”

Pray in the small groups. (Prayer at the beginning is a good way to help make it an emphasis.) Suggest something for them to pray for as a group- that is bigger than themselves and the group. Some ideas: For our community and people who do not know Jesus; family members, friends, and classmates who they would like to point to Jesus; a missionary; a country/people group in need of the gospel.

7:30

Gather back as one group and have one person pray for the time. Discuss the passage using the **GROW** section questions in the Group Discussion Guide. Summarize or read aloud the passage together.

8:00

Discuss the **ENGAGE** tool or spiritual practice in the lesson. Reflect on the biblical truth God revealed to you this week. Create a plan of action to apply what you have learned. Gather in small groups (of 2-3) again. Discuss your plan of action and pray for one another.

# BIBLE STUDY TOOLS

## OBSERVE

Every time we study the Bible, the first thing to ask is, “What do I see?” This is the crucial skill of observation, which lays the groundwork for the rest of our study. Here are four tasks involved in observation which should be performed in the order below. All examples are taken from the book of Galatians.

### OBSERVATION TASK 1

Mark up the passage by visually identifying the following specific elements:

**Underline all verbs.** A verb is a word or group of words used to indicate either that an action is taking place (“we will reign with Him”) or that a state or condition exists (“we are faithless”). Verbs are often the most significant indicators of the author’s flow of thought.

**Circle key words or phrases.** These are words or short phrases that are important theologically (like “gospel” in 1:6) or thematically (they set the theme or main idea for the passage, such as “approved” and “works of the law” in 3:2,5,10).

**Highlight repeated words or phrases.** Also, include words and phrases that are closely related even if not exact duplicates (such as “suffer hardship” and “endure suffering”). You’ll also want to highlight things that are repeated from previous passages (such as “son” in 4:23 and 4:30)

**Box connecting words.** These important words indicate the logical connection between words, phrases, and clauses. Here are eight types of common connecting words to look for:

1. Comparison either points out similarities between two or more related ideas or simply joins like ideas. Comparison words include *and, like, as, just as, also, so also, even so* (e.g., “like the Gentiles” in 2:14).
2. Contrast points out dissimilarities between ideas. Contrast words include *but, rather, yet, however* (e.g., “No longer I... but Christ” in 2:20).
3. Purpose indicates the intended goal of an idea or action, whether or not it was realized. Purpose words and phrases include *that, so that, in order that* (e.g., “Christ redeemed us... in order that in Christ Jesus...” in 3:13-14).
4. Result is similar to “purpose,” but indicates the actual consequence, whether or not it was intended. Result words and phrases include *that, so that, as a result, with the result that* (e.g., “The rest of the Jews joined him in hypocrisy, with the result that even Barnabas was carried away by their hypocrisy.” in 2:13).
5. Cause expresses the basis or cause of an action. Cause words include *because, since, and sometimes for*. (e.g., “Why the Law then? It was added because of transgressions” in 3:19)
6. Explanation is what follows further explains the previous idea, giving reasons why it is true, why it occurred, or simply adding additional information. Look for the key word *for*. (e.g., “For prior to the coming of certain men from James” in 2:12).
7. Inference provides a logical consequence, conclusion, or summary to the previous discussion. Inference words and phrases include *therefore* and *for this reason*. (e.g., “Therefore, be sure that it is those who are of faith who are sons of Abraham.” in 3:7)

8. Condition presents a condition that must occur before a certain action or conclusion can occur. The statement may or may not reflect reality (i.e., it could be hypothetical). Key word is “if.” (e.g., “For if the inheritance is based on law, it is no longer based on a promise...” in 3:18)

## OBSERVATION TASK 2

List 2-3 primary themes you see in the passage each week.

A primary theme is the big idea, the central truth, or command that the passage focuses on, such as “humility” in 5:16-26. After reading the passage, write your themes as single words or short phrases. Identifying these themes at the beginning of your study will help you develop a good overall grasp of the passage.

## OBSERVATION TASK 3

Write two or more observations per verse.

Our observations might identify people, places, or events, point out repeated words or key terms, record important connections between words and sentences, or even point out something missing that we expected to see.

## OBSERVATION TASK 4

Ask your own interpretive questions.

Here are a few examples:

WHO IS...	WHAT IS THE...	WHY DID THE AUTHOR...	HOW...
Paul talking about? accomplishing the action? benefiting from the action?	meaning of this word? significance of this phrase? implication of this statement? relationship between these phrases?	choose this word? include this phrase, statement, or command? not say _____ ?	was this action accomplished? will this situation occur?

## OBSERVATION TASK 5 **Figurative Language**

As every writer knows, one of the most powerful ways to emotionally engage an audience with your words is to use figurative language. FIGURATIVE LANGUAGE uses words and phrases in an unexpected way to create a vivid image in the mind of a listener. This image adds color to the author’s message, holds the listener’s attention, forces the listener to slow down and reflect on the idea being communicated, makes the abstract more concrete, and aids in retention of the author’s point. While there are many types of figurative language, here are the eight major types you should be looking for as you study the Bible:

- 1) Simile: compares two things by using the explicit formula *like* or *as*. “He will be like a tree firmly planted.” Psalm 1:3
- 2) Metaphor: compares two things but omits *like* or *as* and instead simply equates them (A is B) “You are the light of the world. A city set on a hill cannot be hidden.” Matthew 5:14
- 3) Metonymy: one word is substituted for another word closely associated with it, such as referring to military officers as “brass.” A biblical example would be James’ use of “tongue” to refer to one’s speech (e.g. James 3:5).
- 4) Hyperbole: conscious exaggeration for the sake of effect or emphasis “I robbed other churches, taking wages from them to serve you” 2 Corinthians 11:8

5) Personification: treating something non-human (and frequently inanimate) as though it were a human. Example: And their tongue struts through the earth. Psalm 73:9 “Then the moon will be abashed and the sun ashamed” Isaiah 24:23

6) Anthropomorphism: attributing human characteristics, even body parts, to God. Example: “Behold, the Lord’s hand is not so short that it cannot save; neither is His ear so dull that it cannot hear.” Isaiah 59:1

7) Apostrophe: addressing a thing as if it were a person or an imaginary person as if he were present. Example: “O death, where is your victory? O death, where is your sting?” 1 Corinthians 15:55

8) Symbol: a concrete image that points to or embodies other meanings. Examples include “light” used to represent God, goodness, truth, or blessing (such as in Psalm 27:1) and “throne” to represent power and authority (such as in Psalm 89:4 and 14).

## INTERPRET

Our observation of a passage should stir interesting yet challenging questions, leading us to the second stage of our Bible study: interpretation. Fortunately, we do not have to run to a commentary or study Bible for answers (though these are helpful tools to check our conclusions). Use the following six methods, as needed, to tackle a variety of questions. Also, make sure to familiarize yourself with the three “Principles of Interpretation” that appear in the Appendix at the end of this study.

### INTERPRETATION METHODS

**Interpretation Method 1** | Use the context.

Look for important clues in the sentences and paragraphs that come before and after the verse in question. Try to follow the author’s flow of thought through the whole chapter. This may take you to the previous lesson, so have it handy as a review. You may need to read ahead in the book for clues.

**Interpretation Method 2** | Study cross-references.

Cross references are simply other passages in any book of the Bible that are somehow related to the verses you are studying. They often prove incredibly helpful as you seek to understand your passage. A few such cross references can be found in the margins of most English Bibles, but more can be found by visiting online tool such as [netbible.org](http://netbible.org). Simply search for the passage at the top of the screen, and the relevant text will appear. Be sure that “NET2” is your selected Bible in the drop down box, and then select the tab for “Greek” on the right side of the screen. Now hovering over any word in English will highlight the corresponding Greek term and reveal its Strong’s definition in the opposite window. Then, you can select a word, click the magnifying glass above it, and choose to run a “Word Search” that will provide all Biblical references that use the English term.

**Interpretation Method 3** | Look up key words.

While looking up a key word in English is helpful, doing so in Greek provides deeper understanding and is surprisingly easy, thanks to online tools such as [net.bible.org](http://net.bible.org). Simply search for the passage at the top of the screen, and the relevant text will appear. Be sure that “NET2” is your selected Bible in the drop down box, and then select the tab for “Greek”

on the right side of the screen. Now hovering over any word in English will highlight the corresponding Greek term and reveal its Strong's definition in the opposite window. For even further study, you can select a word, click the magnifying glass above it, then choose to run a "Word Search," "Strong's Search," or "Word Study." The first will provide all Biblical references that use the English term. The second will provide all Biblical references that use the Greek term. And the third will provide the full definition and derivatives of the Greek term. What used to take multiple books & many hours now takes one internet browser & a few seconds!

#### **Interpretation Method 4** | Look up background information.

You can find helpful insights by looking up confusing names or words in a Bible dictionary or by looking up the particular verses you are studying in a background commentary. One of the best dictionaries is *The New Bible Dictionary* by Wood & Marshall. *The IVP Bible Background Commentary* by Craig Keener is another excellent example of a verse-by-verse background commentary.

Background information can be found by visiting the online reference [netbible.org](http://netbible.org). Simply search for the passage at the top of the screen, and the relevant text will appear. Be sure that "NET2" is your selected Bible in the drop down box, and then select the tab for "Notes" on the right side of the screen. Now, anytime you select one of the numbered annotations above particular words or verses, you can immediately see the relevant Biblical or historical context for that term or passage. This is a great tool for answering tough questions!

#### **Interpretation Method 5** | Tackle tough questions step-by-step.

When trying to answer the most challenging questions, follow this four-step process:

1. List all the options. Always start by brainstorming every possible answer to your question.
2. List pros and cons for each option. See all the evidence you can find that either argues for or against a particular option. This evidence comes from your study of key words, the grammar of the sentence, the context of surrounding verses and the book as a whole, cross references to other books, and comparison with your overall understanding of Christian theology.
3. Choose the most likely option. Look at your evidence for each option. Typically, evidence from the immediate context is most important, followed closely by evidence from the book as a whole. Evidence from other books of the Bible, or from Christian theology as a whole, does not carry quite as much weight unless the solution contradicts a clear passage elsewhere or a major tenant of Christian doctrine. In that case, since Scripture never lies and God cannot contradict Himself, you must eliminate that option.
4. Decide on your certainty level. Once you have chosen the best solution, step back for a second and humbly gauge how certain you are of its accuracy (90% = I am very sure this is correct ... 60% = This solution is just a bit more likely than the others!). Finally, talk with others and check commentaries or reference books to see what solutions they have chosen and why.

#### **Interpretation Method 6** | Compare multiple translations.

This packet uses the New American Standard (NASB) translation. You can often find helpful interpretive clues by comparing this translation with other translations. The New King James Version (NKJV), like the NASB, is a fairly word-for-word translation of the Greek

text. The New International Version (NIV) and the New Revised Standard Version (NRSV) are excellent phrase-to-phrase translations of the Greek and thus often easier to read. Another excellent phrase-to-phrase Bible, which includes extensive translation notes, is the New English Translation (NET) available online for free at [netbible.org](http://netbible.org). You can find and compare numerous translations of any Bible passage at [www.biblestudytools.com](http://www.biblestudytools.com).

## INTERPRETATION PRINCIPLES

There are three fundamental principles of interpretation that help us to use our interpretive skills accurately.

### **Interpretation Principle 1** | Discern the author's intended meaning.

Your goal is to discern the author's intended meaning to the original audience.

Unfortunately, most people begin their Bible study by asking, "What does this passage mean to me?" While there may be multiple possible applications to my life, there is only one meaning, the author's intended meaning, and we must first seek this out. This involves three important steps:

1. Always start your study with prayer, asking the same God who composed Scripture through these ancient authors to give you insight to understand His intended meaning.
2. Avoid inserting your 21st century circumstances and theological issues into the text as they can skew understanding.
3. Work diligently to see the text from the point of view of the original readers. To do this: (a) dig into the historical and cultural background using Bible dictionaries and commentaries, and (b) spend a few moments thinking about the original audience's religious understanding by asking, "What books of the Bible did they have access to? What did they know about God? About Jesus? About salvation? etc."

### **Interpretation Principle 2** | Assume a "Normal" Use of Language

The Bible was given to us because God desired to communicate with us, not to hide Himself from us. Therefore, we should not be looking for "hidden" meanings as we study. Instead, we should use the "normal" techniques we would use to understand any piece of literature:

1. Study the grammar. Pay attention to nouns, verbs, adjectives, and prepositions. Think through any figures of speech. Observe how phrases and clauses are connected into sentences and how sentences are linked together into paragraphs.
2. Remember that chapter divisions came later. When Paul wrote Corinthians or Luke wrote the book of Acts, they wrote single, unified stories without verse or chapter divisions. These books were meant to be read just like you would read a letter or a novel. Always keep the overall story in mind as you study each passage.

### **Interpretation Principle 3** | Let Scripture Interpret Scripture

This is the third and last principle of interpretation. Because God is unchangingly truthful and always consistent (John 17:17; Hebrews 3:6; James 1:17), we can, and should, expect the same of His Word. This has two practical applications:

1. Check your conclusions. Always compare your conclusions with the teachings of scripture as a whole. If you find your interpretation of a passage contradicts the clear teaching of scripture elsewhere, you probably need to revise your conclusions.
2. Allow clear passages to illuminate ambiguous passages. Whenever you encounter a

passage that is confusing or open to multiple possible interpretations, use clearer passages of scripture to guide you to the correct interpretation.

One last caution: remember that God revealed scripture progressively, not all at once.

Therefore, we should not be surprised by differences between how people related to and understood God at different times in the history of scripture. For example, while Abraham needed only believe that God was faithful in order to be justified (Genesis 15:6), in the New Testament era, we must believe in the death, burial, and resurrection of Jesus to be saved (1 Corinthians 15:1-7).

## APPLY

Our Bible study is not over until we apply what we have learned to our everyday lives. And lest we underestimate the value of this last step, remember that in God's eyes it is the person who does not just know His Word, but also obeys His Word that truly loves Him (see John 14:21). So how do we apply a passage to our lives? Application involves the following two tasks:

### APPLICATION TASK 1

**List potential principles from your passage.**

A "principle" is simply a fact or command stated or implied in a particular passage that is practically relevant to our lives. Legitimate principles are not specific to a particular person (e.g., 1 Timothy 5:23 is just for Timothy) nor a particular time (e.g., "do not leave Jerusalem" in Acts 1:4). It is often helpful when listing principles to consider the following questions:

Is there something to worship or thank God for?

Is there a promise for me to claim or a truth for me to believe?

Is there something I am convicted about that I need to change or begin doing?

Is there something or someone I need to pray for specifically this week?

Is there any relationship I need to work on?

### APPLICATION TASK 2

**Choose one principle, and create a plan to apply it to your life this week.**

Once you complete your principle list, prayerfully choose the one principle you most need to work on (Do not just choose the easiest to apply!). If you felt deeply convicted about one in particular, that is probably the principle God is leading you to apply. Once you have chosen a specific principle, answer these two questions:

1. What exactly will you do differently this week to apply this principle to your life? Be specific.
2. Whom, other than the Lord, will you ask to help you follow through with this application?

# NEW TESTAMENT CHRONOLOGY

EVENT	APPROXIMATE DATE
Crucifixion of Jesus	April 33
Pentecost (Acts 2)	May 33
Paul's conversion (Acts 9)	Summer 35
Paul in Jerusalem, 1st visit (Acts 9:26-29; Gal. 1:18-20)	35-43
Paul to Antioch (Acts 11:25-26)	Spring 43
Epistle of James written	45
Paul in Jerusalem, relief visit (Acts 11:30; Gal. 2:1-10)	Autumn 47
Paul to Antioch (Acts 12:25-13:1)	Autumn 47 – Spring 48
Paul's first missionary journey (Acts 13-14)	April 48 – September 49
Peter at Antioch (Gal. 2:11-16)	Autumn 49
Galatians written from Antioch	Autumn 49
Paul in Jerusalem, Jerusalem council (Acts 15)	Autumn 49
Paul in Antioch (Acts 15:30-35)	Winter 49/50
Paul's second missionary journey (Acts 15:36-18:22)	April 50 – September 52
1 & 2 Thessalonians written	Spring – Summer 51
Paul in Jerusalem and Antioch	End of September 52; Winter 52/53
Paul's third missionary journey (Acts 18:23-21:16)	Spring 53 – May 57
1 & 2 Corinthians written	Spring – Fall 56
Romans written	Winter 56/57
Ephesian elders visit Paul at Miletus (Acts 20)	May 57
Paul in Jerusalem	Eve of Pentecost, May 27, 57
Paul's arrest and trial before Felix (Acts 21:26-24:22)	June 57
Paul's appearance before Felix (Acts 24:24-26)	June 57
Paul's imprisonment in Caesarea (Acts 24:27)	June 57 – Aug 59
Paul's trial before Festus (Acts 25:7-12) & Agrippa (Acts 26)	July 59; Aug 59
Paul's voyage to Rome (Acts 27:1-28:29)	Aug 59 – Feb 60
Paul's first Roman imprisonment (Acts 28:30)	Feb 60 – Mar 62
Luke written	60



Acts Written	60
Ephesians written	Autumn 60
Colossians and Philemon written	Autumn 61
Philippians written	Spring 62
Paul's release	Spring 62
Mark written	62
Paul in Ephesus and Colossae	Spring – Autumn 62
Peter in Rome	62
Paul in Macedonia	Summer 62 – Winter 62/63
1 Timothy written	Autumn 62
Paul in Asia Minor	Spring 62
Peter martyred	Summer 64 (67?)
Paul in Spain and Crete	Spring 64 – Spring 66; Summer 66
Titus written	Summer 66
Paul arrested and taken to Rome	Autumn 67
2 Timothy written	Autumn 67
Paul's death	Spring 68
Matthew written	60's
Hebrews written	60's
Destruction of Jerusalem	September 2, 70
Jude written	60's or 70's
John written	80's or 90's
1,2,3 John written	80's or 90's
Revelation written	Early 90's

*Adapted from Chronological Aspects of the Life of Christ, Harold H. Hoehner, Zondervan, 1978.*

# ENGAGE TOOLS

Because God loves all people, He is constantly working to draw men and women to Himself. He invites believers to partner with Him in this great mission of redemption and restoration. We do this by helping people find and follow Jesus — this is disciple-making. Jesus summarized this calling in Matthew 28:18-20.

And Jesus came up and spoke to them, saying,

“All authority has been given to Me in heaven and on earth. Go therefore and make disciples of all the nations, baptizing them in the name of the Father and the Son and the Holy Spirit, teaching them to observe all that I commanded you; and lo, I am with you always, even to the end of the age.”

On the following pages are some foundational tools, practices, and resources to engage in helping people find and follow Jesus.

Visit [grace-bible.org/disciplemaker](https://grace-bible.org/disciplemaker) for more resources.

## EVERY NEIGHBOR MAP

Just as Jesus entered into a specific time and place, God has placed each of us into a unique context in which to share His love and to represent Him. Our context includes anyone that we commonly encounter on a regular basis which gives us the ability to have influence in their lives.

Think about the people in your spheres of influence; the people with whom you live, learn, work, and play who are near to you but might be far from God.

Also, think about people that are just beyond your normal spheres. Perhaps there is an acquaintance that you don't know well, or a neighbor who is different from you ethnically or socio-economically, or a community member that the Holy Spirit has put in your path but is more a stranger than friend. Be creative and think outside the box!

**Pray Big - diligently pray for these friends to find and follow Jesus.**

**Map - write down at least three names in each of these spheres.**

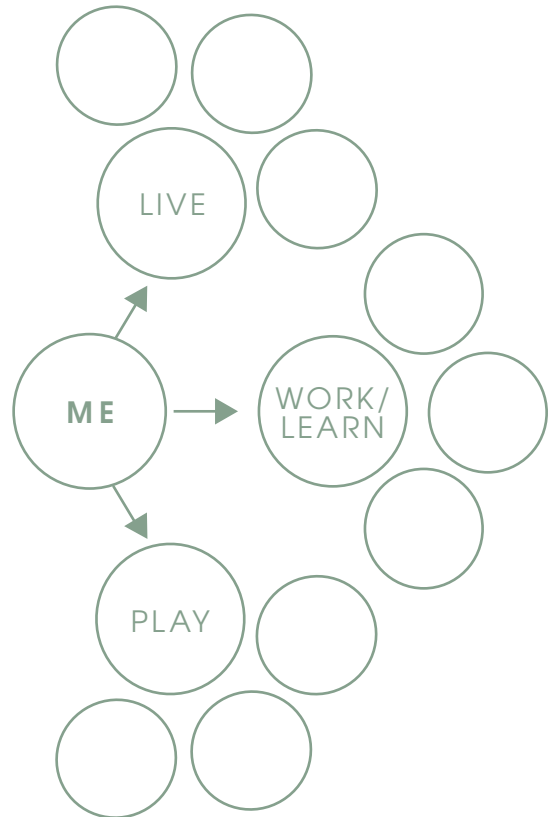
Ask God:

Who might be seeking Him or is asking hard questions about life?

Who needs acts of love and concern shown to them?

How to serve and share the love of Christ with them?

For opportunities to share your story and the gospel.



## STARTING A SPIRITUAL CONVERSATION

During His life on earth, Jesus told stories using illustrations from everyday life that created an interest in His Kingdom. Jesus made His message accessible to those who would hear. Sadly, we have become conditioned to put on a filter and not speak of Jesus because we imagine that it is awkward, pushy, or politically incorrect. What would it be like to take off this filter and grow in boldness and love as we share stories about who He is and what He is about?

Marking ourselves as a “spiritual” person can help us gauge whether others are interested in God and His message. Some people will “lean in” as you speak about such topics, asking additional questions, sharing their own beliefs, telling about their own journey. Some will not; they will “lean back” and change the topic, become silent, or shut down altogether. Allow the Holy Spirit to prompt you as you initiate and let Him do the work of speaking to a person’s soul.

### **Practice talking about two or three of the following “interest creating” topics:**

Recently, God/Jesus has been teaching me that...

I am realizing more and more that God has blessed me by...

I used to struggle with (insert fear, stronghold, idolatry) but now I see God wants me to believe...

I decided to follow Jesus because...

I’ve really been learning to pray more lately. Do you have anything in your life that I can commit to pray for?

Think of common topics that come up as you meet people, for example: career, living situation, family history, educational background. Pick one of these and tell how God changed your path in the past, or how He is guiding you in the present.

### **As you practice talking about these things, try to end with a learning question such as:**

Have you ever considered God in this way before?

Do you think God is teaching/blessing/asking you to believe anything right now?

Do you consider yourself on a spiritual journey? What is that like?

What does your tradition say about Jesus?

Your questions are to gauge a response and to allow space for them to interact with your story.

**Now, be prayerful and alert as to who God brings across your path!**

## SHARING YOUR STORY

You have a unique story of how you came to know and follow Jesus. Your story is one of the most powerful tools you have for helping other people find and follow Jesus as well. As you begin to let people know that you are following Jesus, simply ask, “Can I share with you the story of my spiritual journey?” Those who are interested in spiritual things are likely to demonstrate their interest in one way or another (asking questions, making a comment) and that often provides an open door to share your story.

### HOW TO BEGIN

Write out your thoughts on the following topics and questions. These ideas will help you share the story of your spiritual journey, sometimes called your “testimony.”

### MY LIFE BEFORE JESUS

My life revolved around \_\_\_\_\_, and I found my identity, happiness and security from \_\_\_\_\_.

Use an example from your personal life here. For instance, did your security come from money, your relationships, etc.?

How did this disappoint me? How was this unfulfilling? How did I come to realize this?

What was I struggling with (if anything) just before I believed in Jesus?

*Note: Some people trusted Jesus when they were very young, and don't have clear memories of the time before they knew Him. If that is you, simply share this as part of your story.*

### HOW I FIRST BELIEVED IN JESUS

This part of your story is where you came to a transition in your life.

When and how did I first hear about Jesus?

What did I learn about the life He offers all who believe in Him?

When and why did my perspective about Jesus begin to change?

Why did I decide to believe in Jesus?

*Note: Some of us may be able to point to specific times or circumstances regarding how or when we believed. For others of us, we can only point to a time period or gradual understanding. Both are great. Everyone's story is significant and the biggest point is that you now believe in Jesus.*

### MY LIFE SINCE I FIRST BELIEVED IN JESUS

How is my life different now? List some specific changes in your character, attitude, and perspective on life.

How am I motivated differently now? What do I live for now?

How do I experience God now?

### BRING IT ALL TOGETHER

Think about your answers to the questions above, and ask yourself the following:

Is this a continuous story that makes sense?

Are there any consistent themes in my story?

Can I share my story in 3-4 minutes?

Was I clear about what I believed about Jesus?

## SHARING THE GOSPEL: THE BRIDGE

In the Christian faith, the word “gospel” simply means the “good news” about Jesus - His life, death and resurrection. The message that through belief in Jesus we can enter into a loving relationship with God, experiencing forgiveness and receiving the gift of eternal life, is good news, indeed!

Let’s look at a concise and understandable way to communicate the gospel to your friends and family who do not yet know Jesus.

PEOPLE



GOD



God created people to enjoy a relationship with Him and represent Him through our lives. (Genesis 1:26-28, 31) As a loving Father, He communicated boundaries that protect and allow us to enjoy our relationship with Him and with other people. (Genesis 2:15-16)

PEOPLE



SINFUL

GOD




HOLY

Everyone has fallen short of God’s standards. The Bible calls that “sin.” Our sin results in our separation from God. Unless our sin is forgiven, we deserve eternal punishment, separated from God forever.

“For all have sinned and fall short of the glory of God.” Romans 3:23

“For the wages of sin is death.” Romans 6:23a




Some try to reach God through religion or by trying to be a good person. But the Bible tells us that there is only one way to God and that is through belief in His Son, Jesus Christ.

“Jesus said to him, ‘I am the way, and the truth, and the life; no one comes to the Father but through Me.’” John 14:6

God graciously provided a way to forgive our sin and freely give us eternal life. God’s only Son Jesus died in our place. He took on Himself the punishment that our sin deserves. Then, Jesus rose from the dead. He conquered sin and death forever.

“But God demonstrates His own love toward us, in that while we were yet sinners, Christ died for us.”

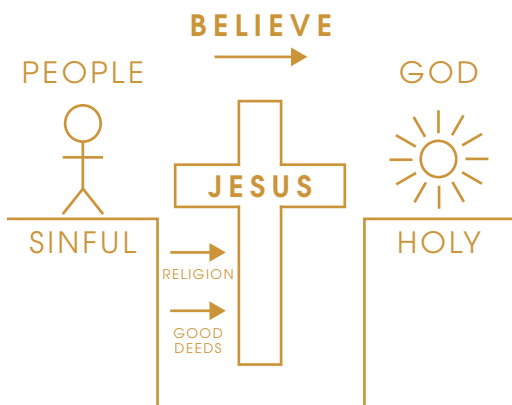
Romans 5:8



Everyone who believes in Jesus for the forgiveness of their sins receives eternal life. To believe in Jesus means that you no longer try to earn God’s approval through what you do, nor do you deny that you need forgiveness and salvation. Instead, you accept God’s free gift of eternal life.

“Very truly I tell you, whoever hears My word and believes Him who sent Me has eternal life and will not be judged but has crossed over from death to life.”

John 5:24



# SHARING THE GOSPEL: THREE CIRCLES

In Christianity, the word “gospel” simply means the “good news” about Jesus - His life, death and resurrection. The message that through belief in Jesus we can enter into a loving relationship with God, experiencing forgiveness and receiving the gift of eternal life, is good news, indeed!

Let’s look at a concise and understandable way to communicate the gospel to your friends and family who do not yet know Jesus.

**These three circles help us explain the gospel according to the Bible.**

**Read each section and the scripture verses that follow.**

## GOD’S DESIGN

Out of God’s great love, He created a world that was good. He made people to enjoy a deeply connected relationship with Him and to represent Him through our lives. (Genesis 1:26-28, 31) As a loving Father, He communicated boundaries to protect us and to allow us to fully enjoy our relationships with Him and with other people (Genesis 2:15-17).

## BROKENNESS

Yet, when we look around our world, brokenness and evil are evident everywhere - war, famine, disease, corruption. If we are honest, we also see brokenness and evil inside ourselves - deceit, hatred, greed, lust. This is because we have rejected God’s design and chosen to follow our own way. Our rejection of God and His ways is what the Bible calls sin. (Romans 3:23) Our sin results in separation from God which the Bible calls death. (Romans 6:23a) Unless our sin is forgiven, we will remain separated from God forever.

## JESUS

God does not want to leave us in our sin and brokenness!

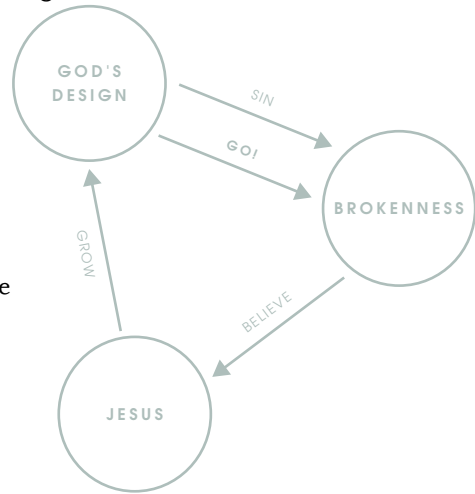
God graciously provided a way to forgive our sin and to freely give us eternal life - a life connected to God both now and forever. (Romans 6:23b; John 17:3)

God’s only Son Jesus died in our place. He took upon Himself the penalty that we deserve because of our sin. Then, Jesus rose from the dead, and forever defeated the power of sin and death. (Romans 5:8; 1 Corinthians 15:3-5)

## BELIEVE

We respond to Jesus by believing in Him for the forgiveness of our sin.

To believe in Jesus means that you no longer try to earn God’s approval through what you do, nor do you deny that you need forgiveness and rescue. Instead, you accept God’s free gift of eternal life. Belief or faith is simply being convinced or persuaded that something or someone is trustworthy (John 1:12; Ephesians 2:8-9).





Everyone who believes in Jesus is forgiven of their sin and receives eternal life. We can now know God personally and experience the life we were designed to live (John 3:16-17).

**Which circle or arrow in the diagram best represents your life right now? Have you put your trust (believed) in Jesus alone to be reconciled to God?**

#### POSSIBLE ANSWERS AND NEXT STEPS:

**“Yes.”**

Ask: “Tell me about that. When and how did that happen for you?”

Try to discern if the person is trusting in anything other than Christ alone.

Move to Grow and Go

**“No, but I want to.”**

Affirm their decision to believe and help them to tell God in prayer of their belief in Jesus.

Example: “Thank you God for loving me by sending your Son Jesus to die for me. I believe in His life, death and resurrection to rescue me from my sin and spiritual death. Thank you for forgiving my sins and giving me the free gift of eternal life.”

Welcome them to the Family of God!

“These things I have written to you who believe in the name of the Son of God, so that you may know that you have eternal life.” 1 John 5:13

“Therefore if anyone is in Christ, he is a new creature; the old things passed away; behold, new things have come.” 2 Corinthians 5:17

Move to Grow and Go

**“Not Sure” / “Not Yet” / “No.”**

Ask: “What is keeping you from trusting in Jesus?”

Try to discern their willingness or unwillingness to believe.

For those willing, help answer their questions if possible.

For those unwilling, offer to pray for them and talk further at another time.

#### GROW

Everyone who believes in Jesus should then grow in their relationship with God. We grow by knowing God more deeply and living more like Him personally.

We begin to know Him and we become like Him by following His way of living (Ephesians 4:15).

#### GO

Followers of Jesus have the great calling and opportunity to go into the broken world to share the love of God and the good news of the gospel message (Matthew 28:19-20).

# DISCOVERY BIBLE STUDY

Discovery Bible Study is an easy and meaningful way to read the Bible with friends in your life who do not know Jesus. The simple practice consists of reading a section of scripture and answering five basic questions. The goal is to facilitate an encounter between God's truth and your friend's heart. Be praying for God to reveal Himself to your friend through His Word.

Choose a passage of scripture, read it aloud (1-2 times).

Ask someone to retell it in their own words.  
Answer these five questions:

1. What does this passage teach about God?
2. What does this passage teach about people or myself?
3. What stands out most in this passage?
4. Since God's word is true, how should I change as a result? What will I do in response to this passage?  
Consider the following:
  - Is there an example for me to follow?
  - Is there a sin for me to avoid?
  - Is there a command for me to obey?
  - Is there a promise for me to claim?
  - Is there a challenge for me to face?
5. With whom am I going to share this passage and what I am learning from the Bible?

## Suggested Passages

Read through these 4 Core Passages about Jesus:  
John 3:1-21 (You must be born again)  
Mark 2:1-12 (Jesus has authority to forgive)  
Luke 7:36-50 (Forgive much/Love much)  
Luke 18:7-14 (Self-righteous/irreligious)

Read through the book of John.

## Creation to Christ

Read through these passages for bigger picture of the Biblical narrative.

- Genesis 1:1-25
- Genesis 2:4-24
- Genesis 3:1-13
- Genesis 3:14-24
- Genesis 6:5-8
- Genesis 6:9-8:14
- Genesis 8:15-9:17
- Genesis 12:1-8, 15:1-6, 17:1-7
- Genesis 22:1-19
- Exodus 12:1-28
- Exodus 20:1-21
- Leviticus 4:1-35
- Isaiah 53
- Luke 1:26-38, 2:1-20
- Matthew 3; John 1:29-34
- Matthew 4:1-11
- John 3:1-21
- John 4:1-26, 39-42
- Luke 5:17-26
- Mark 4:35-41
- Mark 5:1-20
- John 11:1-44
- Matthew 26:17-30
- John 18:1-19:16
- Luke 23:32-56
- Luke 24:1-35
- Luke 24:36-53
- John 3:1-21

# ADDITIONAL STUDY RESOURCES

## ONLINE RESOURCES

netbible.org | cross references, word studies

biblestudytools.net | word studies

blueletterbible.org | word studies

planobiblechapel.org/soniclight | commentary

bestcommentaries.com | commentary database

*Grace Bible Church does not always agree with the views of these commentaries. These are good tools to help understand hard passages, but the particular theological views reflect the author of the commentary and not those of Grace Bible Church.*

## DISCIPLESHIP/BIBLE STUDY RESOURCES

*Living By the Book* by Howard Hendricks and Charles Swindoll

A more in-depth book on how to study the Bible using the tools discussed in this packet.

*The Master Plan of Evangelism* by Robert Coleman

A highly motivational analysis of Jesus' own principles of evangelism and discipleship.

*The Lost Art of Disciple Making* by Leroy Eims

This practical resource will give you a detailed structure to follow and great content to cover as you begin to disciple a new believer.

*A Survey of Bible Doctrine* by Charles Ryrie

An easy-to-read, relatively short systematic theology primer that you can walk a new believer through to ground them in the faith.

*Rooted* by Grace Bible Church, College Station, TX

Nine conversations that establish a new believer with foundational truths and practices to follow Jesus for a lifetime. <https://www.grace-bible.org/resources/bible-study/46/rooted>

FIND MORE RESOURCES AT [GRACE-BIBLE.ORG](https://www.grace-bible.org)

